



2022 Supersport









# DNIA

## R Heritage. R Performance. R/World: Winning colours, racing heritage

Inspired by the historic colours from Yamaha's winning race bikes, the World GP 60th Anniversary models feature a white fairing with iconic red speed block graphics, as well as a bold red stripe running along the top of the fuel tank and tail. There's also a yellow front plate, all-red front fender, gold coloured wheels and a special gold tuning forks logo – making these exclusive supersport machines the future collector's motorcycles.

The R1 takes the 1000cc supersport experience to another level with its advanced package

of electronic aids that can be adjusted to suit your riding style – enabling you to explore new limits. And for those riders looking for even more sophisticated technology, the R1M is Yamaha's ultimate production supersport with an outstanding specification that includes Öhlins Electronic Racing Suspension, lightweight carbon bodywork and cutting edge electronic control technology.

Supersport does not mean racing exclusively and Yamaha's new R7 opens up another dimension

in R/World for all kind of riders. Light, compact and agile, this affordable and accessible new Supersport offers the biggest fun factor in the class – both on track and road.

With dynamic R-Series bodywork featuring dual LED headlights and an M1 racer style air intake, the R3 is the definitive A2 licence lightweight Supersport. Powered by a punchy engine with Yamaha's power-boosting VVA system – and featuring 41 mm USD forks, high performance brakes and an A&S clutch – the R125 is in a class of its own.



R history. Your future.





# R1M

The R1M is the most advanced production motorcycle ever created by Yamaha. Built specifically for supreme performance on the racetrack, it is equipped with revolutionary electronic control technology that enables you to push even harder and discover your true potential.



Yamaha has created the race-focused R1M using some of the most sophisticated technology developed from the race-winning M1 MotoGP bike. Its state-of-the-art Öhlins Electronic Racing Suspension (ERS) with NPX anti-cavitation gas front forks bring out your best performance at every circuit – and the low frontal area carbon bodywork helps to shave your lap times.

But what really makes the R1M such a game-changer are the high-tech rider aids including Brake Control, Engine Brake Management and Launch Control – as well as a Communication Control Unit for datalogging and wireless engine tuning. Available in the renewed carbon-and-black Icon Performance colour featuring blue accents and blue wheels, the R1M is the ultimate R-Series delivering the most complete racetrack package.



Icon Performance



## M1-inspired carbon bodywork

The R1M comes with a radical factory-bike look inspired by the race-winning Yamaha M1 MotoGP bike. The aggressive front cowl and screen give a low frontal area for minimal drag, and the integrated fairing flows seamlessly into the fuel tank sides to give a tight tuck-in position for the most efficient aerodynamics.



## Öhlins Electronic Racing Suspension (ERS)

The Öhlins Electronic Racing Suspension (ERS) is the most sophisticated suspension system available on a production Yamaha. Its advanced software enables you to corner, brake and accelerate more efficiently, and its user-friendly interface allows you to make rapid suspension setting changes to suit different tracks and surface conditions.



## Öhlins NPX anti-cavitation gas forks

For enhanced surface feedback with more consistent damping performance, the R1M is equipped with high-tech Öhlins NPX gas forks. A small gas chamber in the fork axle brackets exert 0.6 Mpa of internal pressure to reduce cavitation on the rebound stroke. This enables the damping system to work more effectively, giving you accurate feel with increased control.



## Lightweight carbon tail

To achieve the best mass centralisation together with a low race-ready weight the R1M features a carbon bodywork and front fender, as well as magnesium wheels and rear frame and a titanium lower fairing cover – and the carbon tail section underlines this sophisticated track bike's extremely high specification.



# R1

Right from the very start the R1 was developed without compromise, and this pure and focused design philosophy is what makes this high-tech race-bred Yamaha the most exciting supersport bike of our time.

Every piece of advanced technology on the R1 has been developed using the knowledge gained from Yamaha's involvement in racing at the highest level. The remarkable 998cc 4-cylinder EU5 crossplane engine is a direct descendant of the M1 unit – while the aerodynamic bodywork comes straight from racetrack development.

But above all, it's the R1's incredible array of smart electronics that make this bike so very special. Equipped with everything from a ride-by-wire throttle through to a Launch Control System (LCS), Engine Brake Management (EBM) as well as Brake Control (BC) and much more, this is the ultimate Yamaha supersport that is built to lead the way on the road and track. And it comes in a sporty new duo-tone Icon Blue with matte blue colour scheme, as well as the dynamic Yamaha Black option.



Yamaha Black



Icon Blue



## Aerodynamic M1-style bodywork

The R1 looks ultra-sharp with its M1-style cowl and fully integrated fairing that give the bike an aggressive race-developed profile. By enabling you to tuck in close to the bike, this lightweight bodywork achieves the highest levels of aerodynamic efficiency for outstanding high-speed performance.



## High-efficiency crossplane engine

A key feature of the R1's EU5 998cc engine is the crossplane crankshaft with its uneven 270°-180°-90°-180° firing sequence that delivers strong, linear torque. Featuring a high-efficiency intake system along with specially designed finger-follower rocker arms, this race-developed engine delivers remarkable high rpm performance.



## High-quality finish with new duo-tone colouring

The R1 is manufactured to the highest quality standards using lightweight materials including titanium and magnesium, making it a premium supersport motorcycle that commands the utmost respect and brings a genuine pride of ownership. And the new duo-tone Icon Blue colouring with matte blue detailing enhances that premium, sporty look. This is what R/World is all about.



## 43mm KYB forks

The R1 is equipped with high-specification 43mm KYB forks featuring laminated type damping valves. Together with the advanced rear shock, this suspension system gives you a sensation of being connected directly to the road surface, making the R1 feel as if it is an extension of your body.



R history. Your future.



R1



Winning colours, racing heritage.





# R1 World GP 60th Anniversary

Featuring cutting-edge technology from Yamaha's race-winning M1 MotoGP® machine, the R1 is the ultimate race-bred supersport. And to commemorate 60 years of Grand Prix racing, the outstanding R1 World GP 60th Anniversary has been created. Finished in historic racing colours, it's the ultimate tribute to some of Yamaha's most iconic racing bikes – and is sure to become a collector's machine with riders who appreciate this special heritage.



Yamaha's first international road race was at the French GP back in May 1961. The first race win came in 1963. And by 1964 Yamaha had claimed its first World Championship. Since then, the factory's race bikes have powered to more than 500 Grand Prix wins. The special World GP 60th Anniversary livery is marking 60 years of Yamaha competing at the highest level of motorcycle racing.

The R1 World GP 60th Anniversary features iconic red "speed block" graphics and a white fairing – combined with a 60th anniversary emblem, yellow front plate and golden wheels – that are inspired by Yamaha's original factory race bikes that were taken to victory by legendary riders including Read, Saarinen, Agostini and Roberts. They're an integral part of Yamaha's history. And by riding the R1 World GP 60th Anniversary you can be a part of this very special celebration.



Anniversary White



## World GP 60th Anniversary livery

First seen on Yamaha's early GP bikes, the R1 World GP 60th Anniversary's iconic red "speed block" design on a pure-white bodywork is amongst the most famous and best-loved graphics of all time. The thick red stripe running along the top of the tank and tail captures the spirit of the pioneering factory racers – while the gold-coloured wheels and yellow front number plate are coming straight from the racetrack.



## Aerodynamic M1-style bodywork

The R1 World GP 60th Anniversary looks ultra-sharp with its M1-style cowl and fully integrated fairing that give the bike an aggressive race-developed profile. By enabling you to tuck in close to the bike, this lightweight bodywork achieves the highest levels of aerodynamic efficiency for outstanding high-speed performance.



## High-efficiency crossplane engine

The R1 World GP 60th Anniversary's 998cc EU5 engine features a crossplane crankshaft with an uneven 270°-180°-90°-180° firing sequence that delivers strong, linear torque. And the high-efficiency intake system along with specially designed finger-follower rocker arms contribute towards the remarkable high rpm performance of this race developed engine.



## 43 mm KYB front forks

The R1 World GP 60th Anniversary is equipped with high-specification 43 mm KYB forks featuring laminated type damping valves. Together with the advanced rear shock, this suspension system gives you a sensation of being connected directly to the road surface, making the R1 WGP feel as if it is an extension of your body.





YAMAHA

YZF-R1

YAMALUBE  
4 Stroke Engine Treatment

Revs Your Heart

R1

YZF-R1

YAMALUBE

YAMALUBE

R1



## R1 Accessories



Slip-on Muffler Titanium  
90798-30120-00



Öhlins Rear Shock TTX GP for  
YZF-R1 & MT-10  
YA4-68000-00-00



R1/MT-10 Steering Damper  
SD0-47000-00-00



Front Fork FGRT 200  
FGR-T2100-00-00



Billet Clutch Lever  
BN6-FCLLV-00-01



Brake Lever  
2CR-FFBRL-20-01



Billet Clutch Lever Guard  
BN6-FCLVP-00-00



Billet Front Brake Lever Guard  
BN6-FFBRP-00-00



Billet R1 Racing Cover Kit Two  
2CR-FRCVK-10-00



Racing Cover Kit  
2CR-FRCVK-20-00



Billet L/H Crankcase Protector  
2CR-FCRCP-00-00



Billet R/H Crankcase Protector  
2CR-FRCCP-10-00



Full Radiator Cover  
B67-FRADC-10-00



Tank Bag - Sport  
YME-FTBAG-SP-00



License Plate Holder  
2CR-FLPH0-10-00



Tank Grip Kit  
2CR-FGRIP-00-00



Tank Pad Carbon  
2CR-FTPAD-10-00



Smart Phone Stem Mount  
YME-FSTMM-00-00



Billet Foot Pedals Adjuster Kit  
2CR-FRSET-20-00



Rear Seat Cover  
2CR-247F0-60-00



Billet Chain Adjusters  
2CR-FCHAD-J0-00



Rear-Seat Bag  
YME-REARB-AG-01



Aluminium Valve Cap Helical  
pattern



Tank Bag Mount Ring Adaptor Kit  
2CR-FTBRG-00-00

Above is a selection of bolt-on accessories available. Please contact your local Yamaha dealer for a full list of accessories and to advise you on the best accessories set-up for your Yamaha. Full list of accessories is also available on our website. The unit depicted in main image is equipped with optional available GYTR and Yamaha Genuine Accessories. Note not all accessories are designed for use on public highways. Please check with an authorised Yamaha dealer.











**Where R/World  
Meets Yours**







## R7

Yamaha R-Series models have been thrilling thousands of riders for over 20 years. Now there's a sharp-looking addition to the range that's ready to welcome a new generation of riders into R/World. Fast, agile and handsome, the R7 offers sports performance with everyday fun.



The lively 689cc CP2 engine with A&S clutch provides torque-rich acceleration for a truly exciting riding experience on the track and road. The super narrow and aerodynamic bodywork features an aggressive twin-eye face with a powerful central LED headlight – and the sharp tail and deeply sculpted tank are shaped by pure R-Series DNA. The R7's high specification brakes and suspension give optimum controllability when cornering and braking.

The frontal area of the R7 is the smallest of the R-Series models, and ensures the highest levels of aerodynamic efficiency – while clip-on handlebars, rear sets and a bump-stop seat give you an adaptable and sporty riding position. This outstanding next generation Supersport makes R/World a reality for thrill-seeking riders like you – whether you're riding on the track or out on the road.





### High-torque 689cc CP2 engine

Delivering 73.4 PS @ 8,750 rpm, the 689cc CP2 engine of the R7 offers thrilling acceleration and instant throttle response. Its 270 degree crank gives an uneven firing interval that ensures a lively and exciting feel as the revs rise – and its linear torque output enables you to lay down the power efficiently for faster corner exits.



### Athletic design with R-Series DNA

A key factor in achieving optimum performance is by having the smallest frontal area possible – and thanks to the compact dimensions of the CP2 engine, Yamaha's designers have been able to develop an athletic bodywork that is slimmer than any other R-Series model. And with its sporty tucked-in riding position, the R7 slices through air smoothly and efficiently.



### Aerodynamic cowling and twin-eye face

You don't need to see the Yamaha logo to know that this stunning new Supersport is part of the legendary R-Series family. The lightweight full fairing with aluminium lower panels has been shaped by pure R-Series DNA, and features an aggressive twin-eye face with its M-shaped air duct and a powerful central LED headlight.



### A&S clutch for increased controllability

The R7 is the first CP2-engined Yamaha to be equipped with an Assist & Slipper (A&S) clutch that delivers smoother gear shifting and prevents engine over-rev and rear wheel hop during hard braking, resulting in more predictable and controllable handling when approaching corners. And this A&S clutch also offers a much lighter feel at the lever.



### Lightweight frame fine-tuned for chassis rigidity

With a wet weight of only 188kg, the R7 features a compact frame that makes it the slimmest bike in the R-Series family. Its balance of rigidity has been fine-tuned with an aluminium centre brace as well as by using tubing with varying tensile strengths – and these key features contribute towards the bike's outstandingly agile and responsive handling characteristics.



### Fully-adjustable inverted 41mm front forks

The KYB 41mm Inverted front forks give a planted and confident feeling on racetracks and twisty roads. Featuring full adjustability for preload as well as rebound and compression damping – and equipped with a gravity cast upper triple clamp and forged aluminium lower triple clamp – this high-specification front end gives excellent controllability and precision.



### Adjustable link-type rear shock

The newly-designed link-type rear suspension system features an adjustable shock absorber equipped with damping characteristics and a spring rate designed to suit the sporty character of the R7. The horizontal layout of the shock helps to centralise mass and achieve high levels of handling agility, and its compact design keeps chassis dimensions to a minimum.



### Radial-mount front brake calipers

To underline the R7's pure R-Series DNA this accessible Supersport is equipped with high-specification radial-mount 4-pot front brake calipers. The race-developed design produces linear pressure to the dual 298mm front discs – and together with the Brembo radial master cylinder, this premium set-up gives you strong braking power with a high degree of controllability.




R7



Yamaha Black



Icon Blue



R7



Legendary winning  
colours.





## R7 World GP 60th Anniversary

Created using the same pure race-bred DNA that comes with every Yamaha Supersport bike, the R7's compact dimensions and high-torque engine are guaranteed to put a smile on your face with every ride. And to celebrate 60 years of Grand Prix racing, Yamaha has created the exclusive R7 World GP 60th Anniversary with the iconic white and red "speed block" colour scheme.



Yamaha's involvement in Grand Prix racing started way back in 1961 when the company entered the French GP to compete at the highest level. The team's first victory came soon after, and Yamaha won the first of many World Championships in 1964. The race wins continue, with over 500 victories recorded to date – and many more to come.

Every R-Series supersport owes its existence to Yamaha's race bikes. The R7 World GP 60th Anniversary's iconic white body colour with red "speed block" graphics and special 60th anniversary emblem – combined with a red front fender, yellow front plate and gold-coloured wheels – embodies 60 years of GP racing and celebrates the famous race bikes and riders that have helped to make Yamaha what it is today.



Anniversary White



### World GP 60th Anniversary livery

The iconic red "speed block" graphics featured on Yamaha's early GP bikes are among the most famous and best-loved designs of all time. Pure-white bodywork with a thick red stripe running along the top of the tank and tail captures the spirit of the pioneering factory racers – and the gold-coloured wheels and yellow front number plate come straight from the racetrack.



### High-torque 689cc CP2 engine

Delivering 73.4 PS @ 8,750 rpm, the 689cc CP2 engine of the R7 World GP 60th Anniversary offers thrilling acceleration and instant throttle response. Its 270-degree crank gives an uneven firing interval that ensures a lively and exciting feel as the revs rise – and its linear torque output enables you to lay down the power efficiently for faster corner exits.



### Athletic design with R-Series DNA

A key factor in achieving optimum performance is by having the smallest frontal area possible – and thanks to the compact dimensions of the CP2 engine, Yamaha's designers have been able to develop an athletic bodywork that is slimmer than any other R-Series model. And with its sporty tucked-in riding position, the R7 World GP 60th Anniversary slices through air smoothly and efficiently.



### Aerodynamic cowling and twin-eye face

You don't need to see the Yamaha logo to know that this stunning new Supersport is part of the legendary R-Series family. The lightweight full fairing with aluminium lower panels has been shaped by pure R-Series DNA and features an aggressive twin-eye face with its M-shaped air duct and a powerful central LED headlight.



## Accessories Packs



### **R7 Adrenaline Pack**

Designed for track use only, the Adrenaline Pack is the quickest way to get increased performance from your R7. The full Akrapovič titanium exhaust system boosts power and saves weight – and the quick shifter enables clutchless gear upshifting for racing-style, full-throttle acceleration. The R7 Adrenaline Pack comes with a set of special racing covers and GB Racing crankcase protectors as well as a billet front brake lever guard, tank side grip pads and smoked sports screen – and the rear seat cover and rearsset kit enhance your racetrack potential.

### **R7 Style Pack**

The Style Pack gives your R7 an even sharper profile on the street and multiplies this compact Supersport's high thrill factor! This Genuine Accessories pack comes with a quick shifter that enables clutchless gear upshifting for even faster and smoother acceleration. The dark-smoked sport screen and lightweight licence plate holder give a more dynamic look to your R7 – while the tank side grip pads provide you with extra controllability. And the racing-style billet front brake lever guard shows its pure race-bred DNA.





## R7 Accessories



R7 Full Exhaust System  
90798-34100-00



Quick Shifter Kit  
BEB-181A0-00-00



Billet Front Brake Lever  
BEB-RFFBL-00-00



Clutch Lever Black  
B7N-RFFCL-00-00



Front Axle Protector  
BEB-FFRAX-00-00



Rear Axle Protector/Stand Bobbins  
BAT-FRAXP-00-00



Billet Footpeg Rider  
B7N-FRPEG-00-00



Billet Passenger Foot Pegs  
BEB-FPPEG-00-00



Billet Rearset Kit  
BEB-FRSET-00-00



Racing Cover Kit  
BEB-FRCVK-00-00



Sport Screen  
BEB-261C0-00-00



License Plate Holder  
BEB-FLPH0-00-00



Tank Pad Carbon  
BEB-FTPAD-00-00



Billet Rider Footpegs  
2CR-FRPEG-00-00



Tank Side Grip Pads  
BEB-FSTPD-00-00



Soft Side Bags  
YME-SSBAG-00-10



Soft Side Bags Stays  
BEB-FSSBS-00-00



Crankcase Protector Set  
BEB-FGBEP-00-00



Moto-GP Style Exhaust Cover  
B4C-FMGPE-XC-VR



Side Protectors  
BEB-F11D0-V0-00



Radiator Cover  
BEB-FRADC-00-00



Rear Sprocket Guard  
BEB-FSFIN-00-00



Rear Seat Cover  
BEB-247F0-01-00



Billet Rear Stand Hooks  
2CR-F71A0-00-00

Above is a selection of available bolt-on accessories. Please contact your local Yamaha dealer for a full list of accessories and to advise you on the best accessories set-up for your Yamaha. Full list of accessories can also be viewed on our website. Note not all accessories are designed for use on public highways. Please check with an authorised Yamaha dealer.



R/World is calling.





## R3

R-World is calling. Driven by a high-revving 321cc EU5 engine, the R3 comes fully equipped with a wide range of key features that give you outstanding performance, alongside class-leading quality and head-turning style. It's Yamaha's ultimate lightweight A2 licence supersport.

The R3's slim and athletic bodywork features a central air intake that's inspired by Yamaha's iconic race-winning M1 MotoGP® machine. Its radical good looks, aerodynamic race-bred fairing and aggressive dual LED headlights underline its pure R-Series DNA, making it the most desirable 300 on the road or track.

High-specification 37 mm KYB inverted front forks ensure precise suspension feel and feedback – and the combination of a low fuel tank and low handlebars gives the R3 an ergonomic riding position with plenty of comfort together with precise control. You are now ready to enter R/World.



Yamaha Black



Icon Blue



### High revving 321cc EU5 engine

With a compression ratio of 11.2:1, double overhead cams (DOHC) and four-valve cylinder heads, the 321cc two-cylinder motor is designed for quick-revving performance and high-rpm efficiency. With a maximum power output of 30.9 kW (42PS) at 10,750 rpm, the R3's potent EU5 engine delivers thrilling acceleration with an exciting ride and a broad spread of power.



### M1 inspired body with Icon Blue colour scheme

Featuring radical bodywork inspired by the race-winning YZR-M1 – and available in a new duo-tone Icon Blue colour scheme – this is the sharpest R3 ever built. The central M1-style air duct gives a pure race-bred look – and with a high overall specification and idealised 50/50 weight distribution, the R3 is ready to thrill you on the road and track.



### Aggressive R1-inspired face

With its glaring face, this bike is pure R-Series, and features an aggressive front fairing and a race-type screen inspired by the iconic R1. Dual LED headlights and a central air duct work with the cross-layered fairing panels to maximise cooling airflow for the EU5 engine, making this the most outstanding supersport in the 300cc A2 licence class.



### Lightweight A2-license supersport bike

Whether you're an A2 licence rider or someone who wants the ultimate lightweight supersport, the R3 has the technology, performance and style that you're looking for. Developed using the same no-compromise philosophy that goes into every R-Series model, this bike's race-bred DNA is built to thrill.



## R3 World GP 60th Anniversary

With its high-revving 321cc engine, compact chassis and aggressive M1 MotoGP®-inspired fairing, the R3 is Yamaha's ultimate A2-licence supersport. And now featuring the dynamic racing colours from Yamaha's historic GP bikes, the exclusive R3 World GP 60th Anniversary takes R/World to the next level with its iconic race-bred style.



It was back in 1961 that the company entered its very first international road race at the French Grand Prix. And to mark 60 years of racing success, Yamaha has created the very special R3 World GP 60th Anniversary featuring historic white and red racing colours – to pay tribute to the machines that have racked up more than 500 wins in World Grand Prix racing between 1961 and 2021.

The R3 World GP 60th Anniversary's white bodywork features the famous red "speed block" graphics that were made famous by Yamaha's legendary race bikes from previous decades. A red front fender and red stripe on the tank reinforce the GP pedigree – while the historic racing style is completed with golden wheels, a gold tank badge and a yellow race-style number plate.



Anniversary White



### World GP 60th Anniversary colour scheme

The R3 World GP 60th Anniversary's historic racing colour scheme replicates the famous design used on Yamaha's Grand Prix race bikes from a previous era. Its pure-white bodywork features the iconic red "speed block" graphics, and to complete the R3 World GP 60th Anniversary's authentic factory bike look there's a red front fender, yellow number plate, golden wheels, gold tank badge – and a solid red stripe on top of the tank and tail.



### Radical M1 MotoGP® inspired look

Inspired by the Yamaha's MotoGP® race bike, the R3 World GP 60th Anniversary's bodywork is sleek and aerodynamic. The central M1-style air duct gives this compact supersport a pure race-bred look – and with a high overall specification and idealised 50/50 weight distribution, the R3 World GP 60th Anniversary is ready to thrill you on the road and track.



### R-Series inspired face

With its glaring face, this bike is pure R-Series, and features a dynamic front fairing and a race-type screen inspired by the iconic R1. Dual LED headlights and a central air duct work with the cross-layered fairing panels to maximise cooling airflow for the EU5 engine, making this the most outstanding supersport in the 300cc A2 licence class.



### High revving 321cc EU5 engine

With a compression ratio of 11.2:1, double overhead cams (DOHC) and four-valve cylinder heads, the 321cc two-cylinder engine is designed for quick-revving performance and high-rpm efficiency. With a maximum power output of 30.9 kW (42PS) at 10,750 rpm, the R3 World GP 60th Anniversary's potent EU5 engine delivers thrilling acceleration with an exciting ride and a broad spread of power.



60 years of World GP  
heritage





## Accessories Pack

### R3 Sport Pack (B57-FSPKI-00-10)

If you want to take your R3 to the next level, the carefully selected accessories of the Yamaha Sport Pack are the way to go. Consisting of an endurance screen, tank pad, licence plate holder, side sliders, front and rear LED blinkers and rim stickers, the Sport Pack gives your R3 an even more aggressive look and a sharper feel. Available now from your Yamaha dealer who will be happy to fit these high quality Genuine Accessories to your motorcycle.



## R3 Accessories



Öhlins Rear Shock STX 46  
YA4-67000-00-00



Tank Pad  
BS7-FTPAD-00-00



Billet Rider Footpegs  
BK6-FRPEG-00-00



Endurance Screen  
BS7-F83J0-00-00





Öhlins Cartridge Kit Race - NIX 22  
USD  
USD-21944-01-00



Tank Bag Sport  
YME-FTBAG-SP-02



Rear-Seat Bag  
YME-REARB-AG-01



Rear Seat Cover  
1WD-F47F0-00-00



Licence Plate Holder YZF-R3  
BS7-FLPH0-00-00



Chain Guard  
BS7-FCHPR-00-00



Billet Rider Pegs  
1WS-F2741-00-00



Custom Pegs, Passenger  
1WS-F2743-00-00



Billet Oil Filler Cap  
1WS-F1536-10-00



Side Stand Base Extension Kit  
B04-FSTEX-00-00



Yamaha Racing Pit Mat  
YME-ENVIR-HQ-01



Side Sliders  
BS7-F11D0-00-00



Billet Passenger Foot Peg Set  
BK6-FPPEG-00-00



LED Flashers Plus Rear  
YME-FLB2R-10-00




LED Flashers Plus Front  
YME-FLB2F-10-00



Wire Harness for LED Blinkers  
BK6-FCABL-00-00



LED Flashers  
YME-H0789-20-20



Rim Stickers 17" Wheels  
YME-W0790-RS-IW



Aluminium Valve Cap Helical  
pattern



Aluminium Valve Cap Knurled  
Pattern



Pitboard Yamaha Racing XL  
YME-PITBD-XL-00



GYTR® Clean Grip Cover  
GYT-F6241-C0-00



Öhlins Spring Set for NIX 22  
Cartridge Kit  
SPR-08428-70-00



Tank Bag Mount Ring Adaptor Kit  
2CR-FTBRG-00-00

Above is a selection of available bolt-on accessories. Please contact your local Yamaha dealer for a full list of accessories and to advise you on the best accessories set-up for your Yamaha. Full list of accessories can also be viewed on our website.



**Re-Define Your Reality.**





## R125

The R125 is like no other machine in the A1 licence category. Built with the same race-bred DNA that gives Yamaha riders the winning edge in WorldSBK and MotoGP®, this aggressively styled lightweight supersport is ready to introduce you to the excitement and exclusivity that comes with entry into R/World.

From the first time you twist the throttle you'll realise why the R125 commands total respect on the road. Its punchy 125cc EU5 motor is equipped with Yamaha's power-boosting VVA system for truly outstanding striking performance and forceful acceleration – and the race-type A&S clutch gives you precise chassis control when downshifting.

Just like every R-Series model the R125 features a compact Deltabox chassis equipped with an aluminium swingarm, as well as 41 mm USD forks and lightweight wheels for outstanding cornering agility. The new duo-tone Icon Blue colour option underlines its dynamic look – while the optimised handlebar position, well-padded seat and aluminium rear set footrests give a balanced and comfortable ride. Redefine Your Reality!



Yamaha Black



Icon Blue




### High-tech 125cc engine with VVA system

The R125's highly efficient engine is equipped with large intake and exhaust valves and a compact combustion chamber that provides impressive acceleration. And its high-tech Variable Valve Actuation (VVA) system optimises the valve position for strong low rpm torque with high rpm power. The wide diameter throttle body gives a smooth and controllable throttle feel – and the sports exhaust system produces a sporty and emotive sound.



### Icon Blue and Tech Black colours

The R125 shares the same race-bred DNA as every member of the iconic R-Series family. Now available in a new premium duo-tone Icon Blue colour with matte blue detailing – as well as a dynamic Tech Black option – this is surely the most impressive looking R125 ever.



### Deltabox frame

Delivering smooth and light handling characteristics as well as excellent high-speed comfort, the R125 is one of the best-handling bikes in its category. Its Deltabox frame uses optimum front and rear geometry as well as a short aluminium swingarm and 41 mm upside down forks to give you the ultimate 125cc supersport chassis specification.



### Lightweight aluminium swingarm

Yamaha R-Series models are designed to give you the ultimate in style, performance and technology. And to underline this, the R125 features a lightweight aluminium swingarm. Manufactured using Yamaha's advanced casting technology, its short dimensions, low weight and optimised rigidity deliver sporty handling performance.



## R125 World GP 60th Anniversary

With its high-tech 125cc EU5 engine, lightweight chassis and race-bred MotoGP®-style bodywork, the dynamic R125 supersport delivers thrilling performance with precision handling – making it the hottest property in the 125cc class. Featuring the historic white-and-red racing design to celebrate Yamaha’s 60 years of GP racing, the stunning new R125 World GP 60th Anniversary brings iconic race bike style to the 125cc class.



The R125 World GP 60th Anniversary’s aerodynamic white bodywork features Yamaha’s red “speed block” graphics, that were made famous by Yamaha’s Grand Prix race bikes since 1961. And just like the World Championship-winning machinery this exclusive lightweight R-Series comes with gold-coloured wheels, a red front fender and yellow front number plate – as well as a 60th anniversary emblem and bold red stripe running along the top of the fuel tank and tail that signify its pure-racing DNA.

For outstanding road holding the bike’s compact Deltabox chassis features 41 mm USD front forks and a lightweight aluminium swingarm, as well as state-of-the-art brakes and lightweight wheels. The Assist & Slipper (A&S) clutch gives you increased controllability when decelerating – and the stunning looking aerodynamic bodywork with its M1-inspired fairing and cockpit make this World GP 60th Anniversary the most desired 125cc supersport and confirm your entry into R/World.



Anniversary White



### World GP 60th Anniversary colours

Yamaha’s original GP bikes featured a white fairing with red “speed block” graphics, as well as a red front fender and golden wheels. The R125 World GP 60th Anniversary recreates this iconic look and pays tribute to the machines and riders that have helped Yamaha win over 500 Grand Prix and 38 World Championships, since the company’s first GP in 1961.



### High-tech 125cc EU5 engine with VVA system

The R125 World GP 60th Anniversary’s engine benefits from an innovative Variable Valve Actuation (VVA) system that optimises the valve position for high levels of low rpm torque with strong high rpm power – and delivers excellent fuel efficiency. A wide diameter throttle body gives a smooth and controllable throttle feel – and the exhaust system produces a sporty and emotive sound.



### Excellent combustion efficiency

To achieve high levels of intake efficiency the R125 World GP 60th Anniversary’s engine is equipped with large intake and exhaust valves as well as a compact combustion chamber. Combined with the high-tech VVA – as well as the large throttle body and sports exhaust system – this configuration produces impressive acceleration.



### Deltabox frame for precise handling and control

Delivering smooth and light handling characteristics as well as excellent high-speed comfort, the R125 World GP 60th Anniversary is one of the best-handling bikes in its category. Its Deltabox frame uses optimum front and rear geometry as well as a short aluminium swingarm and 41 mm upside down forks to give you the ultimate 125 supersport chassis specification.



60 years of racing  
heritage.



R125 World GP 60th Anniversary



## Accessories Pack

### R125 Sport Pack (BSG-FSPKI-00-00)

Your R125 is truly the reflection of your own style, whether you ride it on the track or on the streets. And with the R125 Sport Pack you can now add some extra track and street cred to the already sharp R125. Consisting of an smoked endurance screen, side sliders, licence plate holder, sport tank pad, front and rear LED blinkers and special edition rim stickers the Sport Pack gives your R125 a healthy dose of function and an even more aggressive look.



## R125 Accessories



Full Exhaust System  
90798-30307-00



Rear Seat Cover  
BK6-F47F0-10-00



Aluminium Valve Cap Helical  
Pattern  
90338-W1018-BU



Yamaha Safety Wire Pliers  
MTS-TLSKT-01-05





Endurance Screen  
BK6-F83J0-00-00



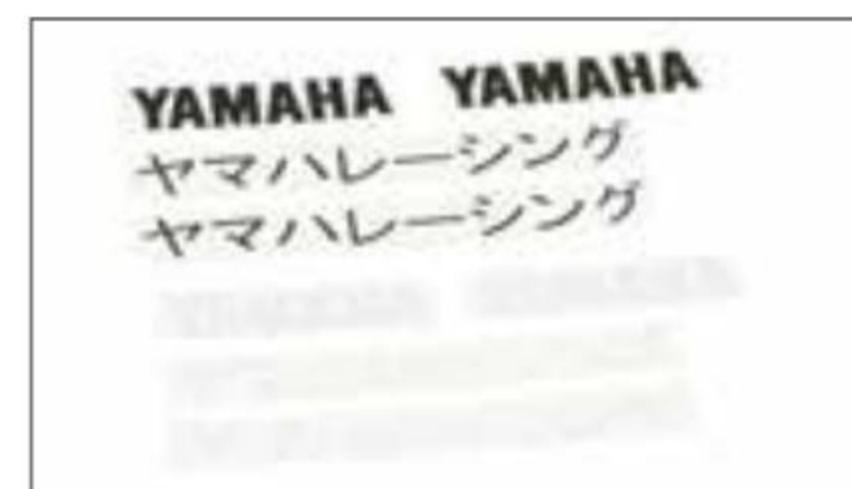
License Plate Holder  
B5G-F16E0-10-00




Racing Carbon Tankpad  
BK6-FTNKP-00-00



Side Sliders  
BK6-F11D0-00-00



Rim Sticker  
YME-FLRIM-00-00



Rim Stickers 17" Wheels  
YME-W0790-RS-IW



Rear-Seat Bag  
YME-REARB-AG-01



Billet Rider Footpegs  
BK6-FRPEG-00-00



LED Flashers Plus Rear  
YME-FLB2R-10-00



LED Flashers Plus Front  
YME-FLB2F-10-00



LED Flashers  
YME-H0789-20-20



Wire Harness for LED Blinkers  
BK6-FCABL-00-00



Aluminium Valve Cap Knurled Pattern  
90338-W1016-BL



Yamaha Racing Pit Mat  
YME-ENVIR-HQ-01



GYTR® Clean Grip Cover  
GYT-F6241-C0-00



Pitboard Yamaha Racing XL  
YME-PITBD-XL-00



Pitboard Yamaha Racing  
YME-PITBD-00-00



Shock Pre-Load Adjuster  
MTS-TLSKT-06-07



Yamaha Safety Wire  
MTS-TLSKT-01-06



Yamaha Spring Hook Puller  
YME-TLSWS-00-00



YEC-9 Battery Charger  
YME-YEC09-UK-00



YEC-50 Battery Charger  
YME-YEC50-UK-00

Above is a selection of bolt-on accessories available. Please contact your local Yamaha dealer for a full list of accessories and to advise you on the best accessories set-up for your Yamaha. Full list of accessories is also available on our website.



# Specifications

	R1M	R1	R1 World GP 60th Anniversary
<b>Engine</b>			
Engine type	EURO5, 4-valves, 4-stroke, Liquid-cooled, 4-cylinder, DOHC	EURO5, 4-valves, 4-stroke, Liquid-cooled, 4-cylinder, DOHC	EURO5, 4-valves, 4-stroke, Liquid-cooled, 4-cylinder, DOHC
Displacement	998 cc	998 cc	998 cc
Bore x stroke	79.0 x 50.9 mm	79.0 x 50.9 mm	79.0 x 50.9 mm
Compression ratio	13.0 : 1	13.0 : 1	13.0 : 1
Maximum power	147.1 kW (200.0 PS) @ 13,500 rpm	147.1 kW (200.0 PS) @ 13,500 rpm	147.1 kW (200.0 PS) @ 13,500 rpm
Maximum torque	113.3 Nm (11.6 kg-m) @ 11,500 rpm	113.3 Nm (11.6 kg-m) @ 11,500 rpm	113.3 Nm (11.6 kg-m) @ 11,500 rpm
Lubrication system	Wet sump	Wet sump	Wet sump
Clutch type	Wet, Multiple Disc	Wet, Multiple Disc	Wet, Multiple Disc
Ignition system	TCI	TCI	TCI
Starter system	Electric	Electric	Electric
Transmission system	Constant Mesh, 6-speed	Constant Mesh, 6-speed	Constant Mesh, 6-speed
Final transmission	Chain	Chain	Chain
Fuel consumption	7.2 l / 100 km	7.2 l / 100 km	7.2 l / 100 km
CO <sub>2</sub> emission	168 g / km	168 g / km	168 g / km
Fuel system	Electronic Fuel Injection	Electronic Fuel Injection	Electronic Fuel Injection
<b>Chassis</b>			
Frame	Diamond, Aluminium Deltabox	Diamond, Aluminium Deltabox	Diamond, Aluminium Deltabox
Caster angle	24°	24°	24°
Trail	102 mm	102 mm	102 mm
Front suspension system	Ohlins Telescopic forks	Telescopic forks	Telescopic forks
Rear suspension system	(Link suspension), Swingarm	(Link suspension), Swingarm	(Link suspension), Swingarm
Front travel	120 mm	120 mm	120 mm
Rear travel	120 mm	120 mm	120 mm
Front brake	Hydraulic dual discs, Ø320 mm	Hydraulic dual discs, Ø320 mm	Hydraulic dual discs, Ø320 mm
Rear brake	Hydraulic single disc, Ø220 mm	Hydraulic single disc, Ø220 mm	Hydraulic single disc, Ø220 mm
Front tyre	120/70 ZR17M/C (58W) Tubeless	120/70 ZR17M/C (58W) Tubeless	120/70 ZR17M/C (58W) Tubeless
Rear tyre	200/55 ZR17M/C (78W) Tubeless	190/55 ZR17M/C (75W) Tubeless	190/55 ZR17M/C (75W) Tubeless
<b>Dimensions</b>			
Overall length	2,055 mm	2,055 mm	2,055 mm
Overall width	690 mm	690 mm	690 mm
Overall height	1,165 mm	1,165 mm	1,165 mm
Seat height	860 mm	855 mm	855 mm
Wheel base	1,405 mm	1,405 mm	1,405 mm
Minimum ground clearance	130 mm	130 mm	130 mm
Wet weight (including full oil and fuel tank)	202 kg	201 kg	201 kg
Fuel tank capacity	17.0 l	17.0 l	17.0 l
Oil tank capacity	4.9 l	4.9 l	4.9 l



	<b>R7</b>	<b>R7 World GP 60th Anniversary</b>	<b>R3</b>
<b>Engine</b>			
Engine type	EURO5, 4-valves, 4-stroke, Liquid-cooled, 2-cylinder, DOHC	EURO5, 4-valves, 4-stroke, Liquid-cooled, 2-cylinder, DOHC	EURO5, 4-valves, 4-stroke, Liquid-cooled, 2-cylinder, DOHC
Displacement	689 cc	689 cc	321 cc
Bore x stroke	80.0 x 68.6 mm	80.0 x 68.6 mm	68.0 x 44.1 mm
Compression ratio	11.5:1	11.5:1	11.2 : 1
Maximum power	54.0 kW (73.4 PS) @ 8,750 rpm	54.0 kW (73.4 PS) @ 8,750 rpm	30.9 kW (42.0 PS) @ 10,750 rpm
Maximum torque	67.0 Nm (6.8 kg-m) @ 6,500 rpm	67.0 Nm (6.8 kg-m) @ 6,500 rpm	29.5 Nm (3.0 kg-m) @ 9,000 rpm
Lubrication system	Wet sump	Wet sump	Wet sump
Clutch type	Wet, Multiple Disc	Wet, Multiple Disc	Wet, Multiple Disc
Ignition system	TCI	TCI	TCI
Starter system	Electric	Electric	Electric
Transmission system	Constant Mesh, 6-speed	Constant Mesh, 6-speed	Constant Mesh, 6-speed
Final transmission	Chain	Chain	Chain
Fuel consumption	n/a	n/a	n/a
CO <sub>2</sub> emission	n/a	n/a	n/a
Fuel system	Fuel Injection	Fuel Injection	Fuel Injection
<b>Chassis</b>			
Frame	Diamond	Diamond	Diamond
Caster angle	23°40'	23°40'	25°
Trail	90 mm	90 mm	95 mm
Front suspension system	Telescopic fork	Telescopic fork	Telescopic fork
Rear suspension system	(Link suspension), Swingarm	(Link suspension), Swingarm	Swingarm
Front travel	130 mm	130 mm	130 mm
Rear travel	130 mm	130 mm	125 mm
Front brake	Hydraulic dual disc brake, Ø298 mm	Hydraulic dual disc brake, Ø298 mm	Hydraulic single disc, Ø298 mm
Rear brake	Hydraulic single disc brake, Ø245 mm	Hydraulic single disc brake, Ø245 mm	Hydraulic single disc, Ø220 mm
Front tyre	120/70ZR17M/C (58W) Tubeless	120/70ZR17M/C (58W) Tubeless	110/70 R17M/C (54H) Tubeless
Rear tyre	180/55ZR17M/C (73W) Tubeless	180/55ZR17M/C (73W) Tubeless	140/70 R17M/C (66H) Tubeless
<b>Dimensions</b>			
Overall length	2,070 mm	2,070 mm	2,090 mm
Overall width	705 mm	705 mm	730 mm
Overall height	1,160 mm	1,160 mm	1,40 mm
Seat height	835 mm	835 mm	780 mm
Wheel base	1,395 mm	1,395 mm	1,380 mm
Minimum ground clearance	135 mm	135 mm	160 mm
Wet weight (including full oil and fuel tank)	188 kg	188 kg	169 kg
Fuel tank capacity	13.0 l	13.0 l	14.0 l
Oil tank capacity	3.0 l	3.0 l	2.5 l



# Specifications

## R3 World GP 60th Anniversary

## R125

## R125 World GP 60th Anniversary

Engine			
Engine type	EURO5, 4-valves, 4-stroke, Liquid-cooled, 2-cylinder, DOHC	EURO5, 4-valves, 4-stroke, Liquid-cooled, SOHC	EURO5, 4-valves, 4-stroke, Liquid-cooled, SOHC
Displacement	321 cc	124.7 cc	124.7 cc
Bore x stroke	68.0 x 44.1 mm	52.0 x 58.6 mm	52.0 x 58.6 mm
Compression ratio	11.2 : 1	11.2 : 1	11.2 : 1
Maximum power	30.9 kW (42.0 PS) @ 10,750 rpm	11.0kW (15.0 PS) @ 10,000 rpm	11.0kW (15.0 PS) @ 10,000 rpm
Maximum torque	29.5 Nm (3.0 kg-m) @ 9,000 rpm	11.5Nm (1.16 kg-m) @ 8,000 rpm	11.5Nm (1.16 kg-m) @ 8,000 rpm
Lubrication system	Wet sump	Wet sump	Wet sump
Clutch type	Wet, Multiple Disc	Wet, multiple-disc coil spring	Wet, multiple-disc coil spring
Ignition system	TCI	TCI (digital)	TCI (digital)
Starter system	Electric	Electric	Electric
Transmission system	Constant Mesh, 6-speed	Constant Mesh, 6-speed	Constant Mesh, 6-speed
Final transmission	Chain	Chain	Chain
Fuel consumption	n/a	2.1 l / 100 km	2.1 l / 100 km
CO <sub>2</sub> emission	n/a	47 g / km	47 g / km
Fuel system	Fuel Injection	Electronic Fuel Injection	Electronic Fuel Injection
Chassis			
Frame	Diamond	Steel Deltabox	Steel Deltabox
Caster angle	25°	25°	25°
Trail	95 mm	89 mm	89 mm
Front suspension system	Telescopic forks	Telescopic fork, Ø41 mm	Telescopic fork, Ø41 mm
Rear suspension system	Swingarm	(Link type suspension), Swingarm	(Link type suspension), Swingarm
Front travel	130 mm	130 mm	130 mm
Rear travel	125 mm	114 mm	114 mm
Front brake	Hydraulic single disc, Ø298 mm	Hydraulic single disc, Ø292 mm	Hydraulic single disc, Ø292 mm
Rear brake	Hydraulic single disc, Ø220 mm	Hydraulic single disc, Ø220 mm	Hydraulic single disc, Ø220 mm
Front tyre	110/70 R17M/C (54H) Tubeless	100/80-17 M/C	100/80-17 M/C
Rear tyre	140/70 R17M/C (66H) Tubeless	140/70-17 M/C	140/70-17 M/C
Dimensions			
Overall length	2,090 mm	1,955 mm	1,955 mm
Overall width	730 mm	680 mm	680 mm
Overall height	1,140 mm	1,065 mm	1,065 mm
Seat height	780 mm	825 mm	825 mm
Wheel base	1,380 mm	1,355 mm	1,355 mm
Minimum ground clearance	160 mm	155 mm	155 mm
Wet weight (including full oil and fuel tank)	169 kg	144 kg	144 kg
Fuel tank capacity	14.0 l	11.5 l	11.5 l
Oil tank capacity	2.5 l	1.15 l	1.15 l







## Paddock Blue Collection

Whether you're an R-Series rider or a dedicated Yamaha race fan, you want to check out the latest Paddock Blue Collection. Manufactured from high-tech sports fabrics, this premium quality casual wear and riding gear is designed to look and feel good in every situation.

There's a wide choice of Paddock Blue items, ranging from t-shirts, hoodies, polo shirts and sweaters to softshells, fleeces and jackets. All items carry the R-Series signature blue colour as well as printed white Yamaha Racing logos, besides featuring various black and white design elements. Fully embrace the racing spirit and also get geared up with the Paddock Blue trousers or shorts, identical to those worn by our racing teams around the world.

The Paddock Blue Clothing Collection is complemented by a selection of Paddock Blue luggage items such as riding gear bags and cabin trolleys, as well as lightweight backpacks, helmet bags and fashionable bum bags – just about everything you need to show your passion to Yamaha R-Series.

To discover the full collection, please visit [www.yamaha-motor.eu/gb/en/products/collections/paddock-blue](http://www.yamaha-motor.eu/gb/en/products/collections/paddock-blue)





## Paddock Blue



Paddock Blue All-Weather Jacket Men  
B22-FJ102-E0-0L



Paddock Blue Jacket Women  
B22-FJ201-E0-0M



Paddock Blue Jacket Kids  
B22-FJ401-E0-08



Paddock Blue Riding Hoodie Men  
A22-PB101-E0-0L



Paddock Blue Riding Hoodie Women  
A22-PB201-E0-0M



Paddock Blue Race Cap Adult  
N22-FH312-E1-00



Paddock Blue Polo Shirt Men  
B22-FT118-E0-0L



Paddock Blue T-Shirt Women  
B22-FT219-E0-0M



Paddock Blue Hoodie Kids  
B22-FT417-E0-08



Paddock Blue T-Shirt Kids  
B22-FT419-E0-08



Paddock Blue Hoodie Men  
B22-FT117-E0-0L



Paddock Blue Hoodie Women  
B22-FT217-E0-0M



Paddock Blue Softshell Men  
B22-FJ124-E1-0L



Paddock Blue Softshell Women  
B22-FJ202-E1-0M



Paddock Blue Hybrid Jacket Women  
B22-FJ223-E0-0M



Paddock Blue Essentials Hoodie Women  
B22-FT216-E0-0M



Paddock Blue Fleece Men  
B22-FJ121-E1-0L



Paddock Blue Bodywarmer Men  
B22-FJ122-E0-0L



Paddock Blue Jogging Pants Men  
B22-FP102-E0-0L



Paddock Blue Essentials T-Shirt Men  
B22-FT111-E0-0L



Paddock Blue Essentials T-Shirt Women  
B22-FT211-E0-0M



Paddock Blue Essentials T-Shirt Kids  
B22-FT412-E0-08



Yamaha Racing Jumpsuit  
B22-KB601-E0-01



Yamaha Racing Bodysuit  
B22-KB602-E0-01



## IXON Yamaha one-piece leathers

When you're riding the ultimate Yamaha Supersport you need to be kitted out with the best quality riding gear. Just like every R-Series motorcycle, Yamaha's premium one-piece leather race suit has been designed without compromise, giving you the highest levels of protection for an unrivalled riding experience.

Its cowhide construction is fully ventilated for optimum riding comfort, and is reinforced with a special mix of polyamide, aramid and elastane to give added reinforcement and flexibility just where it's needed – making this close-fitting race suit feel almost like a second skin. While the hollow aerodynamic hump reduces drag and helmet buffeting at high speeds, the elbow sliders and removable knee sliders can handle the most aggressive track day riding – making this leather race suit a 'must-have' accessory for every serious Yamaha R-Series owner.

And Yamaha's high performance leather racing gloves have been developed to match the one-piece leather racing suit. Its split knuckle protector is fully ventilated for maximum comfort, and the cotton inner lining is reinforced with aramid fibres. There also is flex leather on the fingers giving improved flexibility for precise lever control – while an anti-twist system for the little finger is designed to protect you when you need it.

Discover the R-Series riding gear at: [www.yamaha-motor.eu/gb/en/products/eshop/riding-gear/men/all/](http://www.yamaha-motor.eu/gb/en/products/eshop/riding-gear/men/all/)







R-Series Leather Racing Suit Men  
A22-BG121-E0-0L



Leather Racing Gloves Men  
A22-BS121-B4-0L







**Dominique Aegerter**  
2021 World Supersport Champion



**Toprak Razgatlıoğlu**  
2021 World Superbike Champion





**Jake Gagne**  
2021 MotoAmerica Superbike Champion



**Tarren Mackenzie**  
2021 British Superbike Champion





32

32

38

57

57

33

22

PATA

PATA





## Yamaha bLU cRU – Supporting the new racing generation

With a rich competition history that goes right back to its foundation, racing is at the heart of everything that Yamaha does. And the company is always looking to nurture and encourage the next generation of racers that goes through the Yamaha bLU cRU programme.

To make it to the very top it takes an enormous amount of effort, skill, courage, time and dedication – and only the very best riders can make the grade. Becoming the next MotoGP champion is the dream of most young racers. But it takes much more than simply being the fastest rider on the circuit – you'll need to be fully rounded in every aspect of the sport to build a successful career out of it.

This is why Yamaha created the bLU cRU programme. Run by experienced staff who have spent their lives in the race scene, Yamaha bLU cRU identifies and assists tomorrow's stars - by creating a professional environment that encourages, nurtures and develops them by offering guidance at a key stage in their careers. If you think you've got what it takes, visit [www.yamaha-racing.com](http://www.yamaha-racing.com) and see how the Yamaha bLU cRU programme can fast-track you to the podium!











## Yamaha Official Riding Schools

Even the most experienced riders can learn and improve their skills and so whether you've been riding a Supersport bike for years or you've just joined to the R/World, it's definitely worth considering booking a place at one of Yamaha's Official Riding Schools.

Every Yamaha R-Series has been built using advanced engine and chassis technology inspired by the factory's M1 race bikes, and there's no better place to explore your riding potential than on the track using your own R-Series bike – or a rental bike where available. Yamaha Official Riding Schools have been carefully selected by Yamaha amongst a number of professional riding schools throughout Europe. Each one of them are run by experienced racing tutors at some of the continent's most iconic circuits – and all offer you a great riding experience.

Whatever your skill and riding level, you will be able to learn and develop new skills and techniques with the team of instructors. And by the end of the session you'll undoubtedly be a better rider than when you arrived!

Discover more at:  
[www.yamaha-motor.eu/gb/en/experiences/](http://www.yamaha-motor.eu/gb/en/experiences/)





## Build your dream collection with the free MyGarage app

The MyGarage app is the best way to build your dream collection of Yamaha motorcycles – and it's totally free and available for both iOS and Android! Download the app and you're ready to start creating your very own personalised Yamaha.

With MyGarage you can add or remove a wide range of Genuine Option accessories and view the bike from any angle.

Once you've created your dream bikes you can save them and share with friends – and when you've made the final decision on which version is right for you, simply send it to your Yamaha dealer who will turn it into reality.



# MY GARAGE

BUILDING BIKES TO BELIEVE IN







## MyRide: Take your ride to the next level!

Developed exclusively by Yamaha and available free of charge for both iOS and Android, MyRide App allows all riders to enrich their riding experience, no matter what brand of motorcycle or scooter they own.

With the Yamaha MyRide app, riders can track and analyse in real time their riding performance like lean angle, acceleration and speed through to elevation and braking force making every journey even more rewarding.

Furthermore every ride can be shared with other MyRide users or on social media and, the route can also be exported in to GPX format file. In this way motorcyclists can find new routes and adventures to explore as well as connect with a worldwide community of passionate riders.



**YOU GOT THE BIKE  
NOW GO GET THE APP**

**NOW AVAILABLE**





# YOU

Yamaha Offers You

**YOU** YAMAHA MOTOR SERVICES

## Yamaha Offers You

YOU is a full range of premium services that makes every aspect of buying and owning a Yamaha even easier. We want to ensure that you always have an enjoyable experience whenever you come across a Yamaha product.

YOU services make the purchase of every Yamaha more accessible – and Yamaha owners can benefit from the peace of mind that comes with every YOU product.

Take a closer look at the range of YOU services, and you'll see that it is more than buying a Yamaha, but the beginning of a long and lasting relationship.

For more detailed information please consult your local Yamaha dealer or visit our website: [www.yamaha-motor.eu/gb/en/services](http://www.yamaha-motor.eu/gb/en/services)







### Yamaha Motor Factory Warranty

When you buy any new Yamaha you can be sure that premium quality and class leading reliability come as standard. And you will also benefit from the added reassurance of a full Yamaha Motor Factory Warranty that covers all parts and labour costs in the unlikely event that your Yamaha requires any unforeseen repairs. \*



### Yamaha Motor Extended Warranty

We want to make sure that you get maximum enjoyment from your new Yamaha, so upon your purchase Yamaha offers a Yamaha Motor Extended Warranty, to experience carefree riding and the added peace of mind that comes with up to 36 months extra warranty cover! \*



### Yamaha Motor Road Assistance

If you ever need help in the event of a breakdown you can be sure that we're only a phone call away. Every Yamaha that's protected by a Factory Warranty is automatically covered by Yamaha Motor Road Assistance. And we'll be right there, whenever you need us. \*



### Yamaha Motor Finance

Yamaha offers a selection of financial services to make the ownership of a Yamaha even more accessible. Yamaha Motor Finance can be tailor-made to suit your circumstances and lifestyle, giving you total flexibility. \*





## Be Smart. Keep it Genuine.

To ensure that your Yamaha delivers optimum performance with long-term reliability, we recommend that you always use Yamaha Genuine Parts. Our high-quality spare parts comply with proven safety standards, fit perfectly and have a high resistance to wear - giving you peace of mind.

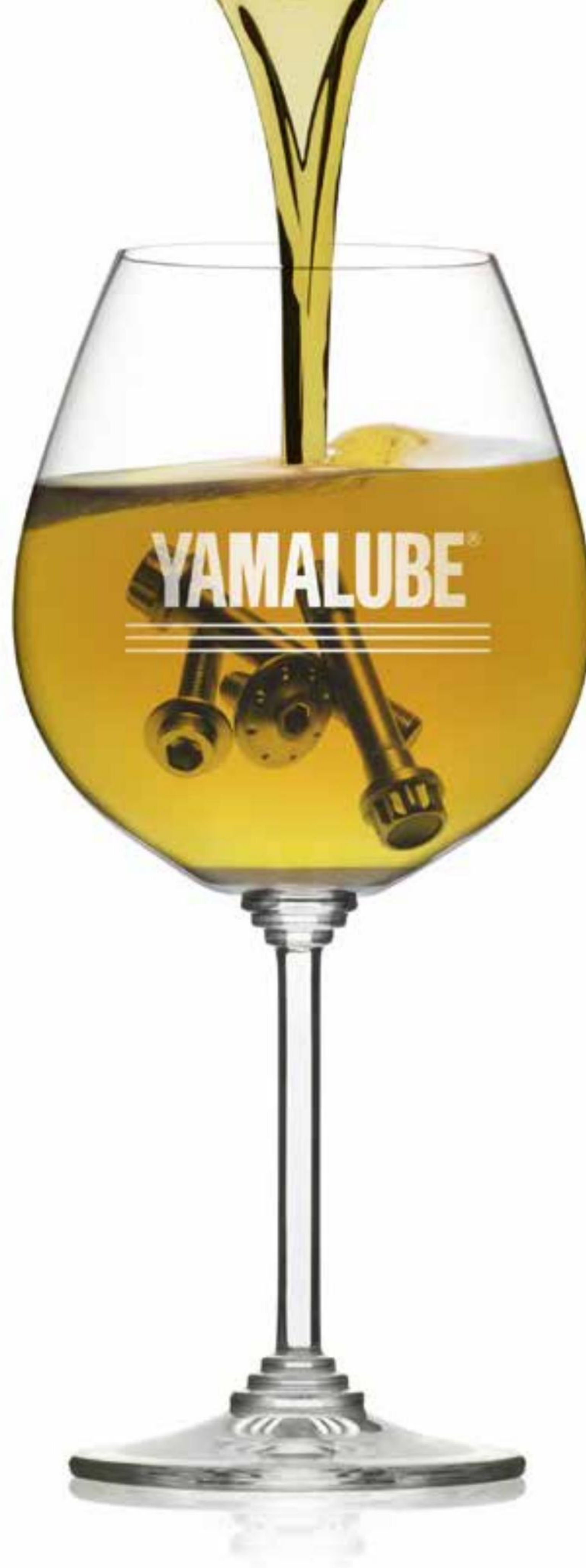
By using an Official Yamaha Dealer for servicing, you can be sure that all maintenance is carried out by highly skilled Yamaha Technicians using Genuine Parts and Yamalube products.

Our technicians are regularly trained at the Yamaha Motor Academy, giving them the expert knowledge and in-depth experience needed to keep your Yamaha in factory-fresh condition. For more detailed information please consult your local Yamaha dealer or visit our website.

 **YAMAHA**  
GENUINE  
Parts & Accessories







## A Liquid Engine Component

At Yamaha we appreciate that our products instill a unique pride of ownership amongst our customers, and in recognition of their loyalty to the brand we have developed the Yamalube range of lubrication and maintenance care products.

Our Yamaha engineers consider oil as a liquid engine component that is one of the most important parts of your Yamaha engine. Choosing Yamalube really does make a difference.

By always using Yamalube you can be sure that your engine has the potential to run at peak performance, and deliver the durability and reliability that you expect from every Yamaha. We also manufacture a range of care products that keep your pride and joy in tip-top conditions. Your local Yamaha dealer can advise you on the best Yamalube product for your Yamaha or visit our website.

**YAMALUBE®**





[www.yamaha-motor.eu/uk](http://www.yamaha-motor.eu/uk)



Follow us on:



**Yamaha Motor Europe N.V., branch UK**  
Unit A2 & A3 Kingswey Business Park  
Forsyth Road  
Woking  
Surrey  
GU21 5SA  
Tel: 0203 027 5116

Dealer

Always wear a helmet, eye protection and protective clothing. Yamaha encourages you to ride safely and respect fellow riders and the environment. Images displayed may depict a professional rider performing under controlled conditions or on closed circuit. All information is given for general guidance. Specifications and appearance of Yamaha products, Yamaha accessories and non-Yamaha-branded accessories are subject to change without prior notice. Non-Yamaha-branded accessories are fully developed and produced by respected third parties. Yamaha does not guarantee the availability of the displayed products and accessories in local markets. The product and accessories range may be limited in some countries. Yamaha has the right to discontinue products and accessories without prior notice. Where applicable, prices of Yamaha products and accessories may vary according to local requirements and conditions. No rights can be obtained from this information. For further details and availability, please contact your local Yamaha dealer

