



# 2022 Sport Scooters





*NOTHING BUT THE*  
**MAX**





# MAX

## Straight to the MAX

When it comes Sport Scooters, nothing else can match the unique MAX experience. Because every model in the MAX range comes with Yamaha's pure sporting DNA as well as class-leading technology and sophisticated electronics that deliver dynamic performance with ultimate controllability.

Yamaha's iconic TMAX has been the best-selling Sport scooter every year since it was launched – and with its new supersport-inspired styling, more compact body and

improved ergonomics, the latest TMAX gives you thrilling high-speed performance with total comfort and head-turning style. Its best-in-class 7-inch full colour TFT screen with full smartphone connectivity enables you to stay in touch – and Full-map Garmin Navigation\* makes every journey easier. And with heated grips and seat, electrically adjustable screen, cruise control and special details, the premium TMAX Tech MAX is the ultimate MAX!

Featuring MAX DNA and manufactured to the same high standards as the exclusive TMAX, the XMAX 300 and XMAX 125 come with motorcycle type forks and compact chassis designs that deliver a dynamic and sporty ride with business class comfort and unrivalled MAX status! With their special components and premium finish, the XMAX 300 Tech MAX and XMAX 125 Tech MAX deliver exclusivity with style. Available in new colour choices, the XMAX models are looking even better than ever!

\* Full-map Garmin Navigation requires a subscription service agreement and is not offered in all countries. Some navigation features are not available in all countries, please check with Garmin for availability.



**Straight to the MAX**







## TMAX Tech MAX

You work hard. You play hard. Time is your most valuable commodity. And you appreciate authentic style and proven quality. So when you see what the newest TMAX Tech MAX has to offer, it's probably going to be one of the easiest and smartest decisions you've made for a long time.



Europe's best-selling Sport Scooter has been radically updated with a best-in-class 7-inch colour TFT screen with full smartphone connectivity – enabling you to keep in touch on every ride. Full-map Garmin Navigation\* makes sure you get there on time – and with a heated seat, heated grips, electric screen and cruise control, you can enjoy business class comfort through the year.

(\* Full-map Garmin Navigation requires a subscription service agreement and is not offered in all countries. Some navigation features are not available in all countries, please check with Garmin for availability.)

The newest TMAX Tech MAX also comes with an all-new compact body with a longer seat and footboards that give an even more comfortable ride. Its aggressive new face and aerodynamic front wings project a supersport-inspired look, taking the TMAX Tech MAX one step closer to the motorcycle world. And premium components and a class-leading finish confirm what you probably already knew about this iconic machine.





### **New connected TFT screen, full-map navigation**

Operated by a simple joystick, the sophisticated new connected full-colour 7-inch TFT screen features a choice of three display styles. Through Yamaha's MyRide App you can access MyRide – Link that enables the connection with the vehicle, giving access to your smartphone for music, weather, calls\*\* and notifications. Full-map Garmin Navigation\* makes every journey easier – while texts can be displayed when your TMAX Tech MAX is parked. (\* Full-map Garmin Navigation requires a subscription service agreement and is not offered in all countries. Some navigation features are not available in all countries, please check with Garmin for availability. \*\* Requires Bluetooth connected headset linked to the TMAX Tech MAX. Headset not included.)



### **Powerful 560cc EURO5 engine**

The powerful 560cc EURO5 engine features a unique and compact design that uses a 360 degree crank with a horizontally opposed reciprocating piston balancer for extremely sporty performance together with a high-efficiency CVT drive system for outstandingly smooth running. And to heighten your riding excitement the carefully designed intake and exhaust systems produce a deep and pure 'tuned' sound that is distinctively TMAX Tech MAX!



### **Dynamic new sporty body design**

TMAX Tech MAX design moves one step closer to the supersport motorcycle world with its dynamic new aerodynamic body. Slimmer dual LED headlights and new front wings with large air intakes as well as new boomerang side covers are more TMAX Tech MAX than ever – and lightweight Spin Forged wheels and forged aluminium handlebars underline this sport scooter's premium specification.



### **New projector headlights, integrated flashers**

Take one look at the new face and you'll know that this could only ever be TMAX Tech MAX! Its slimmer dual headlights with integrated flashers give a more aggressive look, while the new projector design with a mono-focus lens generates a powerful beam. And to emphasise this iconic sport scooter's dynamic new looks there's an all-new taillight featuring a T-shaped design with integrated flashers.



### **Improved rider and passenger ergonomics**

For an ever sportier ride with a higher level of rider and passenger comfort the new TMAX Tech MAX is equipped with a longer seat and extended footboards, and the rider's backrest gives 30mm of front/rear movement. The TMAX Tech MAX's slimmer waist gives improved leg reach to the ground, and the shape of the new forged aluminium handlebars contributes towards a slightly more forward leaning position for improved feedback.



### **Electrically adjustable screen**

The newly styled adjustable windscreen features a centre air intake duct that contributes towards the increased level of comfort by reducing pressure on your upper body, especially at higher speeds. This new design also ensures better acoustics when you're using a smartphone linked to the 7-inch TFT full-colour display, and the TMAX Tech MAX screen can be adjusted electrically using a handlebar mounted switch.



### **Cruise control**

Cruise control is a standard feature on the TMAX Tech MAX, and enables you to relax on longer rides, and also serves as a useful way to stay under the speed limit. The system works in conjunction with the YCC-T Yamaha Chip Controlled Throttle and can be selected at speeds of 50 kph and above.



### **Heated grips and seat**

This premium Sport Scooter is designed to be ridden and enjoyed all year round, and its aerodynamic bodywork and electrically adjustable screen provide excellent wind and weather protection. TMAX Tech MAX exclusive features include a heated seat and heated grips that provide added comfort on cooler days, making this a genuine 7-days a week riding machine.




# TMAX Tech MAX



Power Grey



Dark Petrol



TMAX Tech MAX







## Straight to the MAX

### Connected 7-inch full colour TFT instruments:

The new TMAX gets a significant upgrade with a best-in-class connected 7-inch full colour TFT screen that displays a range of easy to read data. Riders can select one of three display styles to suit their personal preferences. All three display a central digital speedometer – the Sporty style features a radial block-type tachometer, while the Intelligent style has a more subtle needle style tachometer, and the Authentic style displays a conventional looking needle tachometer. Each display incorporates a wide range of running information, and the Intelligent style uniquely incorporates an animated visualiser that constantly changes appearance to enhance the feeling of rider-machine harmony and provide an added dimension to every journey.

### Smartphone connectivity:

TMAX riders can connect their smartphone to the 7-inch full-colour screen via Bluetooth, Wi-Fi or the USB port located in the waterproof front storage compartment, which also features a dedicated smartphone holder.

After the smartphone has been connected, the rider can use the joystick and home button on the left handlebar to select chosen functions, including playing music, receiving notifications, checking on local weather and more. To listen to music or respond to calls a headset\*\* connected via Bluetooth is required – and texts can be displayed when the TMAX is parked.

### Full-map Garmin Navigation\*:

The new connected TMAX enables riders to access Full-map Garmin Navigation that gives spoken turn-by-turn directions through a Bluetooth connected headset\*\* linked to the TMAX. This state-of-the-art system features live traffic updates and offers timesaving detour options. Garmin's PhotoReal Junction View realistically depicts junctions and interchanges along the route for easy navigation, and a bright coloured arrow notifies the TMAX rider of the appropriate lane to be in for the next exit.

Garmin's Rider Alerts provide a wide range of information on upcoming hazards along the route such as sharp bends, and also displays notifications regarding speed limits, nearby schools and more. The fuel tracking function estimates distance before a refill is required, and suggests places to stop. The TMAX's Full-map Garmin Navigation system also shows real-time weather conditions as well as a daily forecast, making it a valuable asset for every journey.

The 7-inch TFT screen's full-colour display gives a clear and easy to read navigation information, while continuing to show machine running information along the top and sides of the screen – and the app can be started and menus selected via the handlebar mounted joystick.



\* Full-map Garmin Navigation requires a subscription service agreement and is not offered in all countries. Some navigation features are not available in all countries, please check with Garmin for availability.

\*\* Headset not included with the TMAX.



## TMAX Tech MAX Accessories



### TMAX Sport Pack

Take your TMAX Tech MAX to the next level with the Sport pack. Containing all the must-have sport accessories, the pack gives an even sportier look to your TMAX Tech MAX. Make it truly yours by adding optional Gilles , Akrapovič and Ohlin's parts. Available now from your Yamaha dealer who will be happy to fit these high quality Genuine Accessories to your TMAX Tech MAX.



### TMAX Urban Pack 45L

Conquer the urban landscape with the Urban Pack which consists of the most essential accessories to make your ride even more practical. Available now from your Yamaha dealer who will be happy to fit these high quality Genuine Accessories to your TMAX Tech Max.

### TMAX Urban Pack 34L





## TMAX Tech MAX Accessories



Sport Screen  
BBW-F83J0-00-00



Billet Rear Engine Cover - Silver  
BBW-FRECS-00-00



Akrapovič Full System - Titanium  
90798-30912-00



Akrapovič Full System - Black  
90798-30911-00



34L Top Case Passenger Backrest  
BBW-F84U0-00-00



Belt Cover 2-tone  
BBW-FBTC2-00-00



Footrest MC Style  
B3T-F74M0-00-00



Billet Brake Fluid Reservoir Cover - Silver  
BBW-FBFCS-00-00



Rear Carrier  
BBW-F48D0-00-00



Scratch Fairing Protector  
BBW-F1980-00-00



License Plate Holder  
BBW-F16E0-00-00



Lower Foot Panels  
BBW-F74M0-00-00



Billet Engine Cover - Silver  
BBW-FECS0-00-00



Billet Rear Brake Lever  
BBW-FRBKL-00-00



Billet Front Brake Lever  
BBW-FFBKL-00-00



34L Top Case Inner Bag  
YME-BAG34-00-00



45L Top Case Inner Bag  
YME-BAG45-00-00



Billet Parking Brake Lever - Black  
BBW-FPBSS-00-00



Billet Engine Cover - Grey  
BBW-FEC20-00-00



Style Accent Rings  
YME-FCRNG-00-02



Belt Cover - Silver  
BBW-FBTCS-00-00



Billet Front Brake Lever Guard  
BBW-FFBLG-00-00



Billet Engine Oil Filler Cap  
BBW-FEOF-00-00



Tyre Pressure Monitoring System  
YME-HTPMK-00-00

Above is a selection of bolt-on accessories available. Please contact your local Yamaha dealer for a full list of accessories and to advise you on the best accessories set-up for your Yamaha. Full list of accessories is also available on our website.







## Yamaha Genuine Top Cases



Top Case 34L (Base)  
BBW-F840E-00-00 - Black



Top Case 45L (Base)  
BBW-F840E-10-00 - Black



## Top Case Coloured Plate Set



Black  
BLT\_BBW-F84W1-00-01



White  
BLT\_BBW-F84W1-00-02



Midnight Black  
BLT\_BBW-F84W1-A0-10



Gun Smoke  
BLT\_BBW-F84W1-A0-12



Matt Grey  
BLT\_BBW-F84W1-A0-14



Sword Grey  
BLT\_BBW-F84W1-A0-15




Power Grey  
BLT\_BBW-F84W1-A0-16



Dark Petrol  
BLT\_BBW-F84W1-A0-17



Sonic Grey  
BLT\_BBW-F84W1-A0-18



Yamaha Blue  
BLT\_BBW-F84W1-A0-21



Redline  
BLT\_BBW-F84W1-A0-22



Grey  
BLT\_BBW-F84W1-A0-23



Icon Performance  
BLT\_BBW-F84W1-A0-24



Icon Performance  
BLT\_BBW-F84W1-A0-28



**Designed to the MAX**







## XMAX 300 Tech MAX

The exclusive XMAX 300 Tech MAX has been developed from the legendary TMAX - so it's no surprise that it's one of the most impressive scooters in its class. The unique features of this special edition will make you look truly sharp on the road.

Exclusive Tech MAX features include a special seat, special finished lids, special end grips, aluminium footrests, and a special interior finish. And this unique package is completed with a sleek Power Grey or Dark Petrol colour option and smoked tail light.

Its dual LED headlights, aerodynamic bodywork and boomerang side motifs are pure undiluted MAX. Driven by a potent and economical new 300cc Blue Core EURO5-compliant engine and equipped with motorcycle type forks and advanced electronics, the XMAX 300 Tech MAX stands for cutting-edge dynamics and unique sharpness.







### Limited edition, motorcycle performance

This is a very special sport scooter that offers you plenty of style, exclusivity, power and economy. Built with Yamaha's legendary MAX DNA and equipped with a range of premium features, the XMAX 300 Tech MAX gives you all the convenience and versatility of a sport scooter combined with the performance of a motorcycle.



### Exclusive Tech MAX features

Along with its special seat, aluminium footrests and leather interior pads, the XMAX 300 Tech MAX features a range of exclusive parts, including chromed speedo rings, side graphics and a smoked tail light. Finished in Dark Petrol, this dynamic and trendy scooter gets all the attention, just like you.



### Storage for 2 full-face helmets and more

The large underseat storage compartment has internal LED lighting and can accommodate 2 full-face helmets and more – making it both practical and functional for daily commuting. And if you're heading out for some leisure riding it's the perfect place to carry everything from swimming gear to a picnic lunch!



### Smart Key system

The Smart Key keyless ignition system makes life simpler and more convenient. As long as you have the Smart Key with you, you can switch on the XMAX 300 Tech MAX, unlock the steering and seat, and gain access to the fuel tank and storage compartment. It is also equipped with a remote control to lock and locate your scooter with one press of the button.



### Traction Control System (TCS)

The XMAX 300 Tech MAX comes with a Traction Control System (TCS) as standard equipment. This advanced electronic system prevents the rear tyre from losing traction by reducing drive to the wheel if the sensors detect any slip – providing greater confidence and a sensation of safety on slippery surfaces.



### Powerful and efficient 300cc Blue Core EURO5 compliant engine

Yamaha's advanced Blue Core technology helps generate more power using less fuel. The XMAX 300 Tech MAX engine features optimised valve shapes, a compact combustion chamber and ideal timing – features that reduce power losses and increase efficiency, giving you better performance and lower fuel bills from this liquid-cooled 300cc engine!



### Smooth and sporty handling

Taking its cue from the high performance TMAX, the XMAX 300 Tech MAX is equipped with motorcycle-style telescopic front forks that deliver a comfortable ride with easy steering and agile handling. These high-specification forks allow plenty of front wheel travel, soak up bumps and provide motorcycle-quality levels of handling and stability.



### Multi-function instruments

The large multi-function instrument panel emphasises the scooter's quality and contains a wealth of clearly displayed information. As well as the large analogue speedometer and tachometer, the LCD multi-function display includes a fuel gauge, clock, tripmeter and more – and a handlebar mounted control switch that makes it easy to switch between functions.




# XMAX 300 Tech MAX



Power Grey



Dark Petrol



XMAX 300 Tech MAX



**Designed to the MAX**





## XMAX 300

Built with pure TMAX DNA, the XMAX 300 gives you the style, status and premium quality of a maxi scooter, with the convenience and affordability of a lightweight.



Equipped with motorcycle style forks for increased stability, the compact chassis gives you agile sports handling with business class comfort. And its powerful and economical new Blue Core EURO5-compliant engine has all the performance you need for fast commuting or weekend escapes.

With its new high quality seat and LCD instruments, dynamic bodywork, dual LED front lights and MAX family style, the high-specification Yamaha XMAX 300 sport scooter satisfies your desires and fulfils your needs. Move smart. Move fast. Move MAX.



Sonic Grey



Icon Blue



### Sporty and dynamic MAX series DNA

When you take a look at the XMAX 300 don't be surprised if it looks familiar - it's been designed using pure TMAX DNA! With its dual LED headlights and aerodynamic cowl through to the boomerang side panels, the XMAX 300's sporty and dynamic looks and premium finish can trace their origin back to Yamaha's iconic maxi scooter.



### Large underseat storage for 2 full-face helmets and more

The large underseat storage compartment has internal LED lighting and can handle 2 full-face helmets and more - making it a practical and functional daily commuter. Or if you're heading out for some leisure riding it's the perfect place to carry everything from swimming gear to a picnic lunch!



### Traction Control System (TCS)

The XMAX 300 comes with a Traction Control System (TCS) as standard equipment. This advanced electronic system prevents the rear tyre from losing traction by reducing drive to the wheel if the sensors detect any slip - giving confidence and feelings of safety on slippery surfaces.



### Smart Key system

To make life simpler and more convenient there's a Smart Key keyless ignition system. As long as you're carrying the Smart Key it's possible to turn the XMAX 300 on, unlock the steering and seat, and gain access to the fuel tank and storage compartment. There's also a remote control for locking and locating your scooter with one press of the button.



**Designed to the MAX**





## XMAX 125 Tech MAX

Equipped with a range of exclusive features, the special XMAX 125 Tech MAX is Yamaha's premium 125cc sport scooter, that's designed for practical riders like you, who know the value of exclusivity.

This premium model has got to be the smartest way to move. Fitted with a special finished seat, leather interior pads, aluminum footrests and machined end grips. The 2022 model is equipped with a new 125 cc Blue Core EURO5-compliant engine securing strong low and mid acceleration. The new Start & Stop system reduces emissions and improves the fuel economy.

Built with full MAX DNA, this high quality 125cc sport scooter gives you the ideal balance of sportiness, practicality and functionality, while guaranteeing that MAX uniqueness.



Power Grey



Dark Petrol



### Special Edition 125cc maxi sport scooter.

Available in an exclusive Dark Petrol finish and equipped with a range of exclusive features, including aluminium footrests, a special seat and leather interior pads - as well as machined end grips, a smoked tail light and chrome speedo ring - the XMAX 125 Tech MAX is Yamaha's ultimate 125cc sport scooter.



### The sporty and stylish way to move about!

The XMAX 125 Tech MAX has been developed using pure and undiluted MAX DNA to give you the ideal mix of style, functionality and performance. Just twist the throttle and you'll experience strong acceleration together with agile handling - making this sporty, stylish and practical sports scooter a fast and effective commuter. Welcome to the exclusive MAX family!



### Smart Key keyless operation.

When you're commuting, you want every journey to be as easy and stress-free as possible. Which is why we've equipped the XMAX 125 Tech MAX with a Smart Key keyless ignition system. As long as you have the key with you, you can unlock and start your scooter and access the underseat storage, without having to physically put the key into the ignition.



### Traction Control System.

On a typical ride to work, you may encounter everything from wet roads to shiny manhole covers and polished cobblestones - and even mud and dirt, near to construction sites. Thanks to the XMAX 125 Tech MAX's Traction Control System, you can now ride with confidence, because it gives you added control, by maintaining rear wheel grip on slippery surfaces.



**Designed to the MAX**





## XMAX 125

At Yamaha we believe that commuting should always be fun. And the XMAX 125 is built to make every trip more enjoyable by giving you the ideal balance of sportiness, practicality and functionality.

Whether you're new to scooters or looking for your next model, you are going to like what you see. The 2022 model is equipped with a new 125cc Blue Core EURO5 compliant engine. It also features Start & Stop system to further improve fuel economy. Smart Key keyless ignition for simple fuss-free operation - and under the seat there's a huge storage compartment.

Exclusive dual LED headlights and dynamic design underline the XMAX 125's premium quality - and with traction control and ABS as standard, you're in control. Choose the XMAX 125. Start with the best.



Sonic Grey



Icon Blue



### Sporty, stylish and practical 125cc scooter

Every Yamaha XMAX scooter has been developed using pure and undiluted MAX DNA. So as soon as you jump aboard your new XMAX 125 you'll experience agile handling together with strong acceleration, making this sporty, stylish and practical sports scooter a fast and effective commuter - and your entry into the MAX family.



### Smart Key keyless operation

When you're commuting you want every journey to be as easy and stress free as possible. Which is why we've equipped the XMAX 125 with a Smart Key keyless ignition system. As long as you have the key with you, you can unlock and start your scooter and access the underseat storage without having to physically put the key in the ignition.



### Traction Control System

On a typical ride to work you may encounter everything from wet roads through to shiny manhole covers and polished cobblestones - and even mud or dirt near construction sites. Thanks to the XMAX 125's Traction Control System you can now ride with confidence, because it gives you added control by maintaining rear wheel grip on slippery surfaces.



### Huge underseat storage

The XMAX 125 may be one of the sleekest and sportiest scooters in its class - but it's also one of the most practical thanks to the huge underseat storage space! Just flip up the seat and you can store 2 full-face helmets or a laptop and more - and for added convenience a neat box light illuminates the compartment.



## XMAX Accessories



### **XMAX Urban Pack 39L**

The city is the XMAX's natural habitat and with the Urban accessories pack you can take the practicality of your XMAX a notch higher. Besides providing enhanced wind protection from the high screen, the pack also takes care of your luggage needs with a 39L top case and carrier – keeping your belongings safe and secure. And a backrest for the top case makes sure the passenger has an equally comfortable ride. To protect you from the scratches and the scruffs, the city throws up, the pack contains the XMAX scratch protector. The Urban pack contains High Screen, Rear Carrier, 39L Top Case (incl. Lock Key Set), Backrest for 39L Top Case, Scratch Protector.

Also available with a 50L top case

### **XMAX Sport Pack**

The XMAX is personification of what a sporty scooter should be. However we are always trying to push the boundary and with the Sport pack for the XMAX, we aim to take it to an even higher level. Intensify the sporty spirit of your XMAX with the Sports pack. The Sport pack contains Sports Screen, Licence Plate Holder, Aluminium End Grip and Aluminium Foot Panel – the perfect combination of sports style and flair. And the Sports Pack is just the beginning: truly personalise your XMAX by adding other accessories from the vast selection of XMAX Genuine accessories as well.





## XMAX Accessories



XMAX 300 Akrapovič Titanium Slip-on Muffler  
90798-33475-00



XMAX 300 Akrapovič Black Slip-on Muffler  
90798-33476-00




Apron  
B9Y-F47L0-00-00



Console Bag  
B9Y-F0750-00-00



Low Seat  
B74-F47C0-L0-00



50L Top Case Coloured Lid Panels  
34B-F843F-0F-00



Trunk Organiser  
B9Y-FTR00-00-00



50L Top Case City  
34B-F84A8-10-00



39L Top Case Passenger Backrest  
37P-F84U0-A0-00



Licence Plate Holder XMAX  
B9Y-F16E0-00-00



Hand Muffs  
B74-F85F0-00-00



XMAX Scratch Protection  
B74-F1980-00-00



50L Top Case Passenger Backrest  
37P-F84U0-B0-00



39L Top Case City Coloured Lid Panel  
52S-F842M-00-00



39L Top Case City  
52S-F84A8-00-00



Scooter Saddle Cover  
5GJ-W0702-00-00



Add-on Screen Wide  
B3T-F83M0-00-00



USB Device Charger 5V  
B4T-H6600-00-00




Comfort Seat  
B74-F4730-A2-00



Cover for Licence Plate Holder  
B74-F163A-00-00



TPMS Stay  
B74-F34A1-00-00



Back Plate For License Plate Holders  
YME-LPHBR-IT-10



Rear Carrier  
B74-F48D0-00-00



Universal Stay  
B74-F81A0-10-00

Above is a selection of bolt-on accessories available. Please contact your local Yamaha dealer for a full list of accessories and to advise you on the best accessories set-up for your Yamaha. Full list of accessories is also available on our website.



# Specifications

	TMAX Tech MAX	XMAX 300 Tech MAX	XMAX 300
<b>Engine</b>			
Engine type	EURO5, 4-valves, Parallel twin-cylinder, 4-stroke, Liquid-cooled, DOHC	EURO5, 4-valves, 4-stroke, Liquid-cooled, Single cylinder,SOHC	EURO5, 4-valves, 4-stroke, Liquid-cooled, Single cylinder, SOHC
Displacement	562 cc	292 cc	292 cc
Bore x stroke	70.0 x 73.0 mm	70.0 x 75.8mm	70.0 x 75.8mm
Compression ratio	10.9:1	10.9:1	10.9 : 1
Maximum power	35.0 kW @ 7,500 rpm	20.6 kW @ 7,250 rpm	20.6 kW @ 7,250 rpm
Maximum torque	55.7 Nm @ 5,250 rpm	29.0 Nm @ 5,750 rpm	29.0 Nm @ 5,750 rpm
Lubrication system	Dry sump	Wet sump	Wet sump
Fuel system	Fuel Injection	Fuel Injection	Fuel Injection
Ignition system	TCI	TCI	TCI
Starter system	Electric	Electric	Electric
Transmission system	V-Belt Automatic	V-Belt Automatic	V-Belt Automatic
Fuel consumption	4.8 l / 100 km	3.0 l / 100 km	3.0 l / 100km
CO <sub>2</sub> emission	112 g / km	70 g / km	70 g / km
<b>Chassis</b>			
Front suspension system	Telescopic forks	Telescopic forks	Telescopic forks
Front travel	120 mm	110 mm	110 mm
Rear suspension system	Swingarm	Unit Swing	Unit Swing
Rear travel	117 mm	79 mm	79 mm
Front brake	Hydraulic dual disc brake, Ø267 mm	Hydraulic single disc, Ø267 mm	Hydraulic single disc, Ø267 mm
Rear brake	Hydraulic single disc brake, Ø282 mm	Hydraulic single disc, Ø245 mm	Hydraulic single disc, Ø245 mm
Front tyre	120/70R15M/C (56H) Tubeless	120/70-15	120/70-15
Rear tyre	160/60R15M/C (67H) Tubeless	140/70-14	140/70-14
<b>Dimensions</b>			
Overall length	2,195 mm	2,185 mm	2,185 mm
Overall width	780 mm	775 mm	775 mm
Overall height	1.415 – 1.525 mm (electric windscreen)	1,415 mm (adjustable screen 1,465mm)	1,415 mm (adjustable screen 1,465mm)
Seat height	800 mm	795 mm	795 mm
Wheelbase	1,575 mm	1,540 mm	1,540 mm
Minimum ground clearance	135 mm	135 mm	135 mm
Wet weight	220 kg	180 kg	180 kg
Fuel tank capacity	15.0 l	13.0 l	13.0 l



**XMAX 125 Tech MAX**

**XMAX 125**

<b>Engine</b>		
Engine type	EURO5, 4-valves, 4-stroke, Liquid-cooled, Single cylinder, SOHC	EURO5, 4-valves, 4-stroke, Liquid-cooled, Single cylinder, SOHC
Displacement	124.66 cc	124.66 cc
Bore x stroke	52.0 x 58.7 mm	52.0 x 58.7 mm
Compression ratio	11.2 : 1	11.2 : 1
Maximum power	9.0kW @ 8,000rpm	9.0kW @ 8,000rpm
Maximum torque	11.0 Nm @ 6,250 rpm	11.0 Nm @ 6,250 rpm
Lubrication system	Wet sump	Wet sump
Fuel system	Fuel Injection	Fuel Injection
Ignition system	TCI	TCI
Starter system	Electric	Electric
Transmission system	V-Belt Automatic	V-Belt Automatic
Fuel consumption	Start &, Stop on: 2.3 l / 100 km, Start &, Stop off: 2.4 l / 100 km	Start &, Stop on: 2.3 l / 100 km, Start &, Stop off: 2.4 l / 100 km
CO <sub>2</sub> emission	Start &, Stop on: 54g / km, Start &, Stop off: 56g / km	Start &, Stop on: 54g / km, Start &, Stop off: 56g / km
<b>Chassis</b>		
Front suspension system	Telescopic forks	Telescopic forks
Front travel	110 mm	110 mm
Rear suspension system	Unit Swing	Unit Swing
Rear travel	90 mm	90 mm
Front brake	Single disc, Ø267 mm	Single disc, Ø267 mm
Rear brake	Single disc, Ø245 mm	Single disc, Ø245 mm
Front tyre	120/70-15	120/70-15
Rear tyre	140/70-14	140/70-14
<b>Dimensions</b>		
Overall length	2,185 mm	2,185 mm
Overall width	775 mm	775 mm
Overall height	1,415 mm (adjustable screen 1,465mm)	1,415 mm (adjustable screen 1,465mm)
Seat height	800 mm	800 mm
Wheelbase	1,570 mm	1,570 mm
Minimum ground clearance	140 mm	140 mm
Wet weight	166 kg	166 kg
Fuel tank capacity	13.0 l	13.0 l







## ***NOTHING BUT THE*** **MAX**

Yamaha MAX Sport scooters are built to handle everything from urban commuting to weekend get-aways.

Yamaha clothing shares the same DNA as the Yamaha MAX scooters: dynamic performance and supreme luxury.





## Apparel



Urban Hybrid Jacket (Male)  
B21-UR104-B0-0L



Urban Jumper (Male)  
B21-UR106-B0-0L



TMAX T-Shirt (Female)  
B21-IR207-B0-0M



Urban Hybrid Jacket (Female)  
B21-UR204-B0-0M







## Build your dream collection with the free MyGarage app

The MyGarage app is the best way to build your dream collection of Yamaha motorcycles – and it's totally free and available for both iOS and Android! Download the app and you're ready to start creating your very own personalised Yamaha.

With MyGarage you can add or remove a wide range of Genuine Option accessories and view the bike from any angle.

Once you've created your dream bikes you can save them and share with friends – and when you've made the final decision on which version is right for you, simply send it to your Yamaha dealer who will turn it into reality.



# MY GARAGE

BUILDING BIKES TO BELIEVE IN







## MyRide: Take your ride to the next level!

Developed exclusively by Yamaha and available free of charge for both iOS and Android, MyRide App allows all riders to enrich their riding experience, no matter what brand of motorcycle or scooter they own.

With the Yamaha MyRide app, riders can track and analyse in real time their riding performance like lean angle, acceleration and speed through to elevation and braking force making every journey even more rewarding.

Furthermore every ride can be shared with other MyRide users or on social media and, the route can also be exported in to GPX format file. In this way motorcyclists can find new routes and adventures to explore as well as connect with a worldwide community of passionate riders.



**YOU GOT THE BIKE  
NOW GO GET THE APP**

**NOW AVAILABLE**





# YOU

Yamaha Offers You

**YOU** YAMAHA MOTOR SERVICES

## Yamaha Offers You

YOU is a full range of premium services that makes every aspect of buying and owning a Yamaha even easier. We want to ensure that you always have an enjoyable experience whenever you come across a Yamaha product.

YOU services make the purchase of every Yamaha more accessible – and Yamaha owners can benefit from the peace of mind that comes with every YOU product.

Take a closer look at the range of YOU services, and you'll see that it is more than buying a Yamaha, but the beginning of a long and lasting relationship.

For more detailed information please consult your local Yamaha dealer or visit our website: [www.yamaha-motor.eu/gb/en/services/yamaha-offers-you/](http://www.yamaha-motor.eu/gb/en/services/yamaha-offers-you/)







### Yamaha Motor Factory Warranty

When you buy any new Yamaha you can be sure that premium quality and class leading reliability come as standard. And you will also benefit from the added reassurance of a full Yamaha Motor Factory Warranty that covers all parts and labour costs in the unlikely event that your Yamaha requires any unforeseen repairs. \*



### Yamaha Motor Extended Warranty

We want to make sure that you get maximum enjoyment from your new Yamaha, so upon your purchase Yamaha offers a Yamaha Motor Extended Warranty, to experience carefree riding and the added peace of mind that comes with up to 36 months extra warranty cover! \*



### Yamaha Motor Road Assistance

If you ever need help in the event of a breakdown you can be sure that we're only a phone call away. Every Yamaha that's protected by a Factory Warranty is automatically covered by Yamaha Motor Road Assistance. And we'll be right there, whenever you need us. \*



### Yamaha Motor Finance

Yamaha offers a selection of financial services to make the ownership of a Yamaha even more accessible. Yamaha Motor Finance can be tailor-made to suit your circumstances and lifestyle, giving you total flexibility. \*



\* Terms and conditions apply. Please contact your local dealer for more information.



## Be Smart. Keep it Genuine.

To ensure that your Yamaha delivers optimum performance with long-term reliability, we recommend that you always use Yamaha Genuine Parts. Our high-quality spare parts comply with proven safety standards, fit perfectly and have a high resistance to wear - giving you peace of mind.

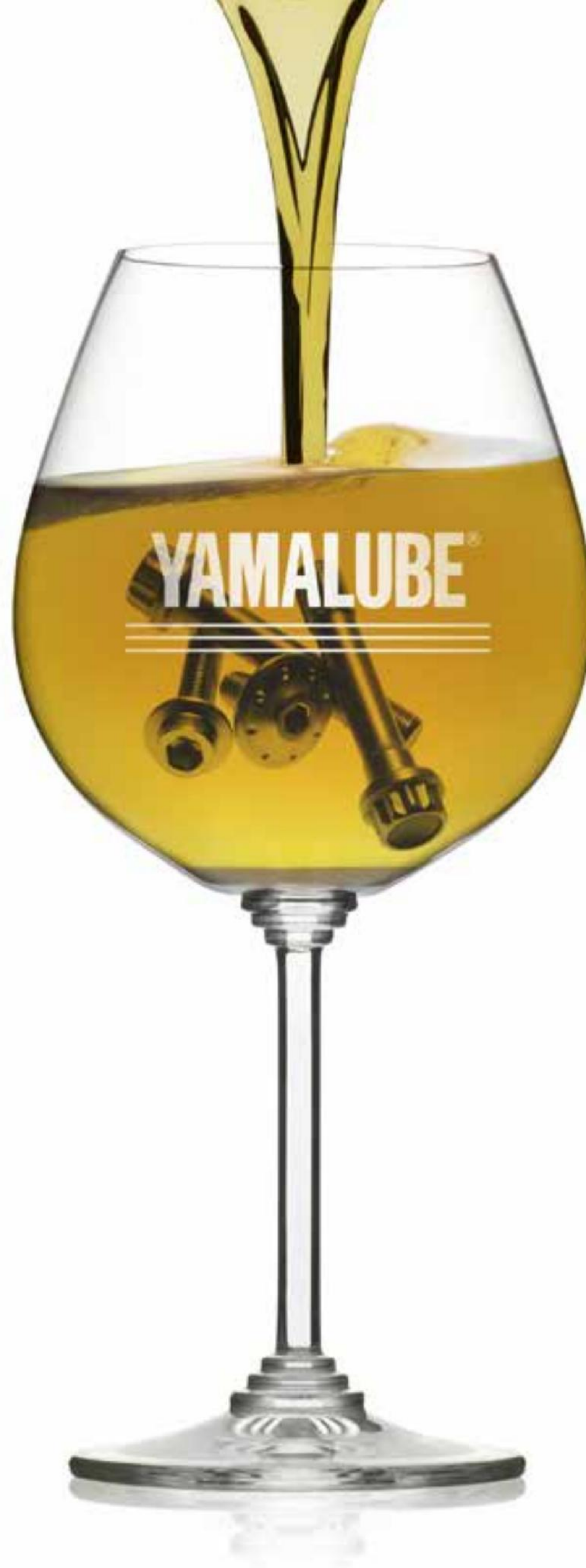
By using an Official Yamaha Dealer for servicing, you can be sure that all maintenance is carried out by highly skilled Yamaha Technicians using Genuine Parts and Yamalube products.

Our technicians are regularly trained at the Yamaha Motor Academy, giving them the expert knowledge and in-depth experience needed to keep your Yamaha in factory-fresh condition. For more detailed information please consult your local Yamaha dealer or visit our website.

 **YAMAHA**  
GENUINE  
Parts & Accessories







## A Liquid Engine Component

At Yamaha we appreciate that our products instill a unique pride of ownership amongst our customers, and in recognition of their loyalty to the brand we have developed the Yamalube range of lubrication and maintenance care products.

Our Yamaha engineers consider oil as a liquid engine component that is one of the most important parts of your Yamaha engine. Choosing Yamalube really does make a difference.

By always using Yamalube you can be sure that your engine has the potential to run at peak performance, and deliver the durability and reliability that you expect from every Yamaha. We also manufacture a range of care products that keep your pride and joy in tip-top conditions. Your local Yamaha dealer can advise you on the best Yamalube product for your Yamaha or visit our website.

**YAMALUBE<sup>®</sup>**





www.yamaha-motor.eu/uk



Follow us on:



Yamaha Motor Europe N.V., branch UK  
Unit A2 & A3 Kingsway Business Park  
Forsyth Road  
Woking  
Surrey  
GU21 5SA  
Tel: 0203 027 5116

Dealer

Empty box for dealer information

Always wear a helmet, eye protection and protective clothing. Yamaha encourages you to ride safely and respect fellow riders and the environment. Images displayed may depict a professional rider performing under controlled conditions or on closed circuit. All information is given for general guidance. Specifications and appearance of Yamaha products, Yamaha accessories and non-Yamaha-branded accessories are subject to change without prior notice. Non-Yamaha-branded accessories are fully developed and produced by respected third parties. Yamaha does not guarantee the availability of the displayed products and accessories in local markets. The product and accessories range may be limited in some countries. Yamaha has the right to discontinue products and accessories without prior notice. Where applicable, prices of Yamaha products and accessories may vary according to local requirements and conditions. No rights can be obtained from this information. For further details and availability, please contact your local Yamaha dealer

