



2022 Sport Touring



ROADS
OF LIFE



LIFE

Travelling through the Roads of Life

The journey is more important than the destination – and when you're riding a Yamaha Sport Touring motorcycle you will find space to live in the moment and make lasting memories on the Roads of Life.

The Yamaha Sport Touring segment has it all, whether its the next generation aerodynamic bodywork of the TRACER 7, or the fast,

sporty, great looking and torque-rich 3-cylinder TRACER 9. Wherever your journey leads you, Yamaha has the perfect touring machines to fit your needs.

The entire Yamaha Sport Touring line-up has been thoroughly tested, from everyday commutes to epic journeys across the roads of Europe and beyond.

Turn Up Your Experience





TRACER 9 GT

Sport Touring never felt this good. With exclusive specifications, including electronic semi-active suspension that constantly adjusts front and rear damping force to give you the smoothest and most secure ride – whatever the load or speed – the TRACER 9 GT is engineered to deliver the greatest dynamic touring comfort.



Hard side cases capable of carrying a full-face helmet and featuring colour coordinated panels are fitted as standard. You can also fit an optional top case if you need extra space – and the fully-floating luggage carrier system gives a natural riding feeling even when fully loaded.

For confident night-time riding, the TRACER 9 GT is fitted with LED cornering lights that get brighter as you lean further – while ten-stage adjustable grip heaters keep your hands warm whatever the weather. And for ultimate sports versatility, this high-tech performance bike comes with up-and-down QSS for smoother and faster gear changes.



KYB semi-active suspension

Fully adjustable front and rear electronic suspension is governed by the six-axis IMU and ECU, which activate the Hydraulic Unit (HU) and Suspension Control Unit (SCU). Damping settings are instantaneously adjusted via a solenoid in order to achieve a smooth and secure ride – regardless of the load or riding conditions. Mode is set through the TFT interface.



Hard side cases

All new hard side cases with matching colour panels are fitted as standard. Each case can accommodate a full face helmet – and for a natural riding feeling, the cases are mounted to a fully floating carrier system. An optional top case can also be fitted, increasing bike's total load carrying capacity to 193 kg.



Up-and-down Quick Shift System (QSS)

The TRACER 9 GT is equipped with an up-and-down Quick Shift System (QSS) for faster and smoother clutchless gear changes. A sensor on the gear stick detects movement and the ECU momentarily cuts drive torque to the 890cc CP3 engine to give seamless mid-corner gear changes that maintain chassis balance and stability, in addition to ensuring more relaxed cruising.



LED cornering lights

Next-generation LED cornering lights highlight the apex of every corner to help guide you in the darkest nights. Brightness is automatically increased as the banking angle gets steeper, giving a clear field of vision that allows sportier riding long into the night. The system operates when the bike is leaning at more than 7° at a speed of at least 5 km/h.



Grip heater:

The fully integrated ten-level grip heater can be fully controlled using the handlebar scroll wheel and is monitored by the TFT meter. Specially shaped grips feature thinner rubber that allows efficient transmission of heat for all-weather riding comfort.



Dedicated colours and graphics

The Tracer 9 GT is available in exclusive Yamaha Icon Performance colours and graphics to give a premium finish reminiscent of the R1M, adding a level of sporty sophistication to the machine. Also available in Redline and Tech Kamo.



EU5 890cc CP3 engine

Developing higher levels of linear torque at lower rpm, the new larger-capacity 890cc liquid-cooled CP3 engine produces remarkable acceleration and thrilling corner exit speeds, making this the sportiest TRACER ever. Optimised gear ratios plus the refined A&S clutch deliver super-smooth performance – and the glorious growl from the new twin-tail exhaust and redesigned intake system amplifies the thrill of every ride.



Lightweight CF aluminium die-cast frame

The next generation TRACER 9 GT is equipped with a newly-designed CF die-cast aluminium Deltabox frame, making the bike more rigid for sport bike agility with sure-footed stability. The redesigned aluminium swingarm is 64mm longer to ensure excellent high speed stability without compromising the bike's nimble handling character.

TRACER 9 GT



Tech Kamo



Redline



Icon Performance



TRACER 9 GT

**Imagine a New
Tomorrow**



TRACER 9

Introducing the dynamic new TRACER 9 from Yamaha. Lighter, quicker and more versatile than ever before – and featuring sleek new aerodynamic bodywork with enhanced ergonomics – this premium next-generation Sport Touring model is built to transport you and a passenger as far as your imagination can take you.

Europe's best-selling Sport Touring model has been completely redesigned, with a larger-capacity 890cc three-cylinder engine producing even stronger torque for intoxicating acceleration. Whether you're pushing hard on twisty mountain roads or covering large distances on the highway, the new lightweight chassis ensures sports bike agility with tourer stability, when riding both solo and two-up.

A new six-axis IMU governs the lean-sensitive electronic rider aids, which give precise control in a variety of surface and weather conditions, while twin TFT meters and full LED lighting underline this versatile sport tourer's premium specifications. With full three-bag capacity and a 350km plus range, the TRACER 9 is built to turn up your emotions and carry you into to a new world.



Tech Kamo



Redline



TRACER 9 in numbers

The 889cc high-torque CP3 engine produces 93Nm @ 7,000rpm, with a maximum power output of 119PS @ 10,000rpm. 213kg wet weight, 193kg load-carrying capacity, 19 litre fuel tank capacity, 350km+ range.



EU5 890cc CP3 engine

Developing higher levels of linear torque at lower rpm, the new larger-capacity 890cc liquid-cooled CP3 engine produces remarkable acceleration and thrilling corner exit speeds, making this the sportiest TRACER 9 ever. Optimised gear ratios plus the refined A&S clutch deliver super-smooth performance – and the glorious growl from the new twin-tail exhaust and redesigned intake system amplifies the thrill of every ride.



Lightweight CF aluminum die-cast frame

The next generation TRACER 9 is equipped with a newly-designed CF die-cast aluminium Deltabox frame providing higher levels of rigidity that gives sport bike agility with sure-footed stability. The redesigned aluminium swingarm is 64mm longer to ensure excellent high speed stability without compromising the bike's nimble handling character.



Full three-bag luggage capability

For increased versatility and convenience, the TRACER 9 offers you the option of fitting a total of three hard luggage cases, enabling you and your passenger to take a full set of luggage along with you on every road trip. With an increase in load-carrying capacity, this dynamic Sport Touring bike can handle a 193kg load.

TRACER 9 / TRACER 9 GT Accessories



TRACER 9 Travel Pack Pro

The ultimate Travel gear for your TRACER 9 to hit the road in full functional style. The High Screen, Heated Grips and Heated Comfort Seat provide extra comfort for those long endless roads. Just in case, you need even more wind protection, the Travel pack pro also has the Add on Screen to nest you more comfortably. The Side Cases and the Top Case give you the perfect tools to take your belongings along with you on your endeavours. Charge your phone or GPS easily with the USB Charger, while you can keep an eye on your tyre pressure with the Tyre Pressure Monitoring tool. The pack also has a dedicated GPS stay to help you clamp your GPS securely. The Side Stand Extension gives your motorcycle more stability on any surface when parked, the Radiator Guard protects your radiator against those pesky stones and loose gravel that are in your trail, while the Engine guard gives protection against unintended falls. The LED Fog Lights increase visibility in bad weather conditions for optimal safety. While you enjoy your ride, we made sure your passenger is pampered as well. They will enjoy the comfort of the Passenger Comfort Seat and the Backrest.

TRACER 9 Gravel Pack

Create a more buff dual-road style for your TRACER 9 with soft side bags, strong engine guards, extra fog lights and a radiator guard. The Gravel Pack is meant for those who adventurously go beyond the beaten track and challenge their machine on multiple roads and paths.



TRACER 9 / TRACER 9 GT Accessories



Full Exhaust System Akrapovic
90798-32802-00



Explorer Soft Bag Set
B5U-FSSBH-00-00



Explorer Gravel Shield
B5U-F84R0-00-00



Explorer Engine Guard
B5U-F43B0-00-00



Touring Screen
B5U-F83J0-00-00



USB Charger Outlet
B5U-H6600-00-00



Licence Plate Holder
B5U-H4550-00-00



Side Stand Extender
B5U-FSTEX-00-00



Rear Axle Protector
B7N-FRAXP-00-00



Front Axle Protector
B7N-FFAXP-00-00



Tank Bag Travel
YME-FTBAG-TR-02



Side Slider
B5U-211D0-00-00



Add On Screen (Narrow)
BW3-F83M0-00-00



Wall Mounting Set for Side Cases
B5U-FSCWM-00-00



Inner Bag Set for Tour and City Cases
B5U-FSCIB-00-00



Radiator Guard
B5U-FRADC-00-00



Handle Bar Risers
B5U-FHBR0-00-00



Suspension Lowering Kit
B5U-F538P-00-00



Passenger Comfort Seat
B5U-247E0-00-00



Heated Comfort Seat
B5U-247C0-10-00



Tyre Pressure Monitoring System
YME-HTPMK-00-00



LED Fog Light Kit
B5C-854A3-00-00



QuickShifter Kit
B5U-181A0-00-00



Tablet Drybag
YME-FDRBT-00-00

Above is a selection of bolt-on accessories available. Please contact your local Yamaha dealer for a full list of accessories and to advise you on the best accessories set-up for your Yamaha. Full list of accessories is also available on our website.





Smart Turns





TRACER 7 GT

The TRACER 7 GT is a true sports tourer that can offer a sensational long distance riding experience. Equipped with 20-litre side cases as well as a high screen and a comfort seat, this lightest-in-class sport tourer gives you the perfect combination of thrilling performance, easy agility and excellent touring capabilities.



Powered by Yamaha's outstanding torque-rich 689cc CP2 crossplane EU5 engine – one of the company's most successful and best-loved designs of all time – the TRACER 7 GT is aimed at riders like you who want sport bike excitement combined with long-range versatility and urban flexibility – plus a serious bit of attitude.

Dual LED headlights and next generation bodywork give the TRACER 7 GT a dynamic and aggressive look that sets it apart from other bikes in the category. With its best-in-class power to weight ratio – as well as an agile chassis and high level of riding comfort – this is the smart way to escape from the city and discover some new roads of life.

The TRACER 7 GT is an original Yamaha TRACER 7 motorcycle extended with a Genuine Yamaha accessories package consisting of lightweight side cases, high screen and comfort seat sold by an official Yamaha dealership. Specifications are subject to change without notice, in accordance with national regulations and legislation.



Responsive torque-rich CP2 EU5-compliant engine

Nothing else in the class feels or sounds as good as Yamaha's remarkable 689cc, CP2, EU5 engine. Its industry-leading crossplane philosophy design gives an uneven firing sequence which delivers strong and linear torque. One of Yamaha's most successful engines of all time, this ultra-responsive EU5 compliant powerplant delivers the sportiest and most thrilling ride in its class.



20-litre City side cases

Whether you're travelling or commuting, the 20-litre side cases offer the ideal capacity without compromising the bike's compact dimensions and aggressive good looks. And their slim and robust design perfectly complements the TRACER 7 GT's dynamic style.



Higher and wider touring screen

TRACER 7 GT is equipped with a higher and wider touring screen for enhanced wind protection on long-distance rides. Made with unbreakable and scratch-resistant polycarbonate, this touring screen offers an effective height increase of 92mm and width increase of 70mm compared to the standard screen – giving maximum riding comfort with reduced noise, as well as enhanced wind and weather protection.



Comfort seat

The specially designed comfort seat features a high quality dual-material skin with contrasting stitching – and is constructed with different foam density zones that provide the highest levels of riding comfort for the rider and passenger when touring. While the integrated TRACER logo enhances the premium look and feel.



Lightest in class, best power to weight ratio

Featuring a compact, lightweight chassis with a long aluminium swingarm and offering a 1,460mm wheelbase, this is one of the most agile and exciting sport tourers. With the lowest weight in the class combined with its thrilling torque-rich engine character, the TRACER 7 GT achieves the best power to weight ratio to give a truly outstanding riding experience, however near or far you travel.



Adjustable front and rear suspension

The TRACER 7 GT is equipped with adjustable front and rear suspension systems, that enable you to achieve optimum handling performance in different situations. The 41mm cartridge forks and the rear shock feature preload and rebound damping adjusters that make it easy to set up your bike to suit different loads, various road conditions and a range of riding styles.



Lightweight half fairing

With its aggressive face and compact bodywork, the TRACER 7 GT makes a bold statement that just cannot be ignored! Flowing seamlessly into the tank cover, the futuristic half fairing offers plenty of wind and weather protection, and its modern design underlines the dynamic character of this class-leading sport tourer.



Long range autonomy

Equipped with a half fairing, high touring screen and comfort seat, the TRACER 7 GT is a highly capable long-distance sport tourer. With a capacity of 17 litres, its sleek fuel tank gives you outstanding long range autonomy, making this one of the most versatile bikes in its class.

TRACER 7 GT




Redline



Icon Grey



Tech Kamo



TRACER 7 GT

It's Your Turn



TRACER 7

With an aggressive face and a whole lot of attitude, the TRACER 7 is equipped to get your adrenaline pumping whenever you ride. After work or at the weekend, this dynamic sport tourer is ready to thrill you with its outstanding performance and lightweight agility.

The EU5 compliant CP2 engine with crossplane technology produces a wave of linear torque that just keeps on coming right through the rev range for remarkable acceleration in every gear – and the compact chassis and adjustable suspension are built to slice quickly and precisely through every corner.

Next generation aerodynamic bodywork with dual LED headlights and aggressive slant-eye position lights reinforce the bike's modern design and forceful good looks – and with its long-distance ergonomics, wide handlebars and adjustable screen, this versatile middleweight is always ready for your next road trip.

TRACER 7: It's Your Turn.



Icon Grey



Tech Kamo



Redline



Half fairing with aggressive face

With its aggressive face and compact bodywork, the TRACER 7 makes a bold statement that just cannot be ignored! Flowing seamlessly into the tank cover, the futuristic half fairing offers plenty of wind and weather protection, and its modern design underlines the dynamic character of this class-leading sport tourer.



Responsive torque-rich CP2 EU5 engine

Nothing else in the class feels or sounds as good as Yamaha's remarkable 689cc CP2 engine. Its industry-leading crossplane philosophy design gives an uneven firing sequence which delivers strong and linear torque. And with its range of engine, transmission and exhaust updates, this ultra-responsive EU5 compliant powerplant delivers an ever sportier and more thrilling ride.



Twin LED projector headlights, position lamps, and flashers

As well as projecting a powerful beam for excellent night-time vision, the compact dual LED projector headlights give the TRACER 7 an aggressive, modern and dynamic look. And for good daytime visibility this new generation sport tourer is equipped with bright LED position lamps as well as compact LED flashers.



Lightest in class

Featuring a compact, lightweight chassis with a long aluminium swingarm and offering a 1,460mm wheelbase, this is one of the most agile and exciting sport tourers. With the lowest weight in the class combined with its thrilling torque-rich engine character, the TRACER 7 achieves the best power to weight ratio to give a truly outstanding riding experience.

TRACER 7 / TRACER 7 GT Accessories



TRACER 7 Sport Pack

If you want to take your TRACER 7 to the next level, the carefully selected accessories of the Yamaha Sport Pack are the way to go. Consisting of a chain guard, full radiator cover, side pads and a short license plate holder – generation 2, the Sport Pack gives your TRACER 7 an even more aggressive look and a sharper feel. Available now from your Yamaha dealer who will be happy to fit these high quality Genuine Accessories to your motorcycle.

TRACER 7 Urban Pack

If you're using your Tracer 7 for the daily ride to work in the city, the Urban Pack's 39-litre lockable black top case gives you the flexibility to carry your belongings safely and securely. And with a handy USB adaptor you can run sat nav or power devices and stay in control



TRACER 7 / TRACER 7 GT Accessories



Full Exhaust System
90798-33702-00



Rear Shock S46HR1C1S
YA4-29000-00-00




Touring Screen
B4T-F83J0-00-00



Add-on Screen Wide
B3T-F83M0-00-00



Main Stand
B4T-F71A0-00-00



USB Device Charger 5V
B4T-H6600-00-00



Rear Carrier
BC6-F48D0-00-00



LED Fog Lamp Kit
BS2-854A3-00-00



Tank Pad Road to Fuji
B4T-FTPAD-00-00



Side Panel Pad
B4T-FSPAD-00-00



Comfort Seat
B4T-F47C0-10-00



Low Seat
B4T-F47C0-00-00



License Plate Holder
B4T-F16E0-00-00



Engine Guard
B4T-F11D0-00-00



Radiator Cover
B4T-E24D0-00-00



Engine Protectors
B4C-211D0-00-00



Side Stand Base Extension Kit
1WS-F7311-00-00



Inner Bag - City Side Cases
1MC-INBAG-CC-00



Rear-Seat Bag
YME-REARB-AG-01



Tyre Pressure Monitoring System
YME-HTPMK-00-00



ABS Side Cases Set
BD5-F84B8-00-00



Gilles Brake Lever
1RC-F3922-10-00



Billet Clutch Lever
1RC-F3912-00-00



Chain Guard
BC6-F2310-00-00

Above is a selection of bolt-on accessories available. Please contact your local Yamaha dealer for a full list of accessories and to advise you on the best accessories set-up for your Yamaha. Full list of accessories is also available on our website.





Specifications

	TRACER 9 GT	TRACER 9	TRACER 7 GT
Engine			
Engine type	4-valves, 4-stroke, Liquid-cooled, 3-cylinder, DOHC	4-valves, 4-stroke, Liquid-cooled, 3-cylinder, DOHC	4-valves, 4-stroke, Liquid-cooled, 2-cylinder DOHC
Displacement	890 cc	890 cc	689 cc
Bore x stroke	78.0 x 62.1 mm	78.0 x 62.1 mm	80.0 x 68.6 mm
Compression ratio	11.5 : 1	11.5 : 1	11.5:1
Maximum power	87.5 kW (119.0 PS) @ 10,000 rpm	87.5 kW (119.0 PS) @ 10,000 rpm	54.0 kW @ 8,750 rpm
Limited power version	n/a	n/a	n/a
Maximum torque	93.0 Nm (9.5 kg-m) @ 7,000 rpm	93.0 Nm (9.5 kg-m) @ 7,000 rpm	67.0Nm (6.83 kg-m) @ 6,500 rpm
Lubrication system	Wet sump	Wet sump	Wet sump
Clutch type	Wet, Multiple Disc	Wet, Multiple Disc	Wet, Multiple Disc
Ignition system	TCI	TCI	TCI
Starter system	Electric	Electric	Electric
Transmission system	Constant Mesh, 6-speed	Constant Mesh, 6-speed	Constant Mesh, 6-speed
Final transmission	Chain	Chain	Chain
Fuel consumption	5.0 l / 100 km	5.0 l / 100 km	4.3 l / 100 km
CO ₂ emission	116 g / km	116 g / km	100 g / km
Fuel system	Fuel Injection	Fuel Injection	Fuel Injection
Chassis			
Frame	Diamond	Diamond	Diamond
Caster angle	25°	25°	24.8°
Trail	108 mm	108 mm	90 mm
Front suspension system	Telescopic fork	Telescopic fork	Telescopic fork
Rear suspension system	Swingarm	Swingarm	(link suspension), Swingarm
Front travel	130 mm	130 mm	130 mm
Rear travel	137 mm	137 mm	142 mm
Front brake	Hydraulic dual disc, Ø298 mm	Hydraulic dual disc, Ø298 mm	Hydraulic dual disc, Ø282 mm
Rear brake	Hydraulic single disc, Ø245 mm	Hydraulic single disc, Ø245 mm	Hydraulic single disc, Ø245 mm
Front tyre	120/70Z R17 M/C (58W) Tubeless	120/70Z R17 M/C (58W) Tubeless	120/70 R17 M/C (58W) Tubeless
Rear tyre	180/55Z R17 M/C (73W) Tubeless	180/55Z R17 M/C (73W) Tubeless	180/55 R17 M/C (73W) Tubeless
Dimensions			
Overall length	2,175 mm	2,175 mm	2,140 mm
Overall width	885 mm	885 mm	840 mm
Overall height	1,430 mm - 1,470 mm	1,430 mm - 1,470 mm	1,290 mm
Seat height	810 mm - 825 mm	810 mm - 825 mm	835 mm
Wheel base	1,500 mm	1,500 mm	1,460 mm
Minimum ground clearance	135 mm	135 mm	140 mm
Wet weight (including full oil and fuel tank)	220 kg	213 kg	210 kg
Fuel tank capacity	18.0 l	18.0 l	17.0 l
Oil tank capacity	3.5 l	3.5 l	3.0 l

TRACER 7

Engine	
Engine type	4-valves, 4-stroke, Liquid-cooled, 2-cylinder, DOHC
Displacement	689 cc
Bore x stroke	80.0 x 68.6 mm
Compression ratio	11.5 : 1
Maximum power	54.0 kW @ 8,750 rpm
Limited power version	n/a
Maximum torque	68.0Nm (6.93 kg-m) @ 6,500 rpm
Lubrication system	Wet sump
Clutch type	Wet, Multiple Disc
Ignition system	TCI
Starter system	Electric
Transmission system	Constant Mesh, 6-speed
Final transmission	Chain
Fuel consumption	4.3 l / 100 km
CO ₂ emission	100 g / km
Fuel system	Fuel Injection
Chassis	
Frame	Diamond
Caster angle	24.8°
Trail	90 mm
Front suspension system	Telescopic fork
Rear suspension system	(link suspension), Swingarm
Front travel	130 mm
Rear travel	142 mm
Front brake	Hydraulic dual disc, Ø282 mm
Rear brake	Hydraulic single disc, Ø245 mm
Front tyre	120/70 R17 M/C (58W) Tubeless
Rear tyre	180/55 R17 M/C (73W) Tubeless
Dimensions	
Overall length	2,140 mm
Overall width	806 mm
Overall height	1,290 mm
Seat height	835 mm
Wheel base	1,460 mm
Minimum ground clearance	140 mm
Wet weight (including full oil and fuel tank)	196 kg
Fuel tank capacity	17.0 l
Oil tank capacity	3.0 l






Yamaha NIKEN, the official partner of the greatest European cycling tours

Sport and competition, drive and ambition have been a core part of our brand's DNA throughout the years. This spirit runs through our products but also much further – it is a mindset that expands into our social activities and projects. Yamaha's partnership with the three biggest European cycling tours is one of those.

We are proud to be the official technical partner of Giro d'Italia, Tour de France and Vuelta a España (La Vuelta), providing the revolutionary NIKEN for all race necessities and teams. Specially equipped with an arsenal of required and especially designed accessories, the performance of our product represents the Yamaha guarantee. The NIKEN's innovative Multi-Wheel (LMW) technology is what makes this model unbeatable in the extreme conditions of the races – from sea-level and heat to high-altitude mountain passes, rain, hail, hairpin curves, low speeds and extreme angle inclines – it is what these high-pace races need to secure a smoothly functioning on-the-road support and the confidence of our Partners' staff.

Relive the highlights of the races from the eyes of the Yamaha NIKEN riders, right in the middle of the peloton!

Discover Yamaha's Inside the Tours 2021 series at <https://www.yamaha-motor.eu/gb/en/experiences/cycling-tours/>.





Sport Touring Riding Gear



Touring Riding Jacket
A20-BJ102-B0

Sport Touring Riding Pants
A20-BP102-B0

Sport Touring Riding Jacket
A22-SJ201-B0



Sport Touring Riding Pants
A22-SP201-B0



A man with dark hair and a beard, wearing a black Yamaha motorcycle jacket, is standing next to a red and black Yamaha motorcycle. He is adjusting his black riding gloves. The motorcycle has a black helmet resting on the seat. The background shows a winding road on a hillside with trees and a cloudy sky.

Winter Riding Gloves
A21-BG105-B0



Build your dream collection with the free MyGarage app

The MyGarage app is the best way to build your dream collection of Yamaha motorcycles – and it's totally free and available for both iOS and Android! Download the app and you're ready to start creating your very own personalised Yamaha.

With MyGarage you can add or remove a wide range of Genuine Option accessories and view the bike from any angle.

Once you've created your dream bikes you can save them and share with friends – and when you've made the final decision on which version is right for you, simply send it to your Yamaha dealer who will turn it into reality.



MY GARAGE

BUILDING BIKES TO BELIEVE IN





MyRide: Take your ride to the next level!

Developed exclusively by Yamaha and available free of charge for both iOS and Android, MyRide App allows all riders to enrich their riding experience, no matter what brand of motorcycle or scooter they own.

With the Yamaha MyRide app, riders can track and analyse in real time their riding performance like lean angle, acceleration and speed through to elevation and braking force making every journey even more rewarding.

Furthermore every ride can be shared with other MyRide users or on social media and, the route can also be exported in to GPX format file. In this way motorcyclists can find new routes and adventures to explore as well as connect with a worldwide community of passionate riders.



**YOU GOT THE BIKE
NOW GO GET THE APP**

NOW AVAILABLE





Your search for adventure starts here

Inside every one of us there is a real spirit of adventure and a burning desire to find out what's over the next horizon. And with this innate thirst for discovery, there is no limit to what you can achieve and how far you can go.

Yamaha's 360 degree line up of products enables you to enjoy and share a seamless range of quality experiences on land, water or snow. And to help you find out what really revs your heart, Yamaha has created a specialist adventure portal that gives you instant access to an exciting, surprising and rewarding new world.

Destination Yamaha Motor is a global online travel platform that gives every thrill-seeker the opportunity to get their adrenaline pumping and make new memories that will last forever. Working with key approved travel partners, Destination Yamaha Motor enables you to search online for the ultimate adventure be it on a motorcycle, a 4-wheeler, a boat or a snowmobile.

With a truly diverse selection of trips on offer, you can find a new experience that broadens your horizons and takes you out of your comfort zone – and you can be sure that every provider has been checked and approved by Destination Yamaha Motor, meaning that you can book with total confidence. Visit <https://destination-yamaha-motor.eu/> now and make an exciting new tomorrow with us.



YOU

Yamaha Offers You

YOU YAMAHA MOTOR SERVICES


Yamaha Offers You

YOU is a full range of premium services that makes every aspect of buying and owning a Yamaha even easier. We want to ensure that you always have an enjoyable experience whenever you come across a Yamaha product.

YOU services make the purchase of every Yamaha more accessible – and Yamaha owners can benefit from the peace of mind that comes with every YOU product.

Take a closer look at the range of YOU services, and you'll see that it is more than buying a Yamaha, but the beginning of a long and lasting relationship.

For more detailed information please consult your local Yamaha dealer or visit our website: www.yamaha-motor.eu/gb/en/services





Yamaha Motor Factory Warranty

When you buy any new Yamaha you can be sure that premium quality and class leading reliability come as standard. And you will also benefit from the added reassurance of a full Yamaha Motor Factory Warranty that covers all parts and labour costs in the unlikely event that your Yamaha requires any unforeseen repairs. *



Yamaha Motor Extended Warranty

We want to make sure that you get maximum enjoyment from your new Yamaha, so upon your purchase Yamaha offers a Yamaha Motor Extended Warranty, to experience carefree riding and the added peace of mind that comes with up to 36 months extra warranty cover! *



Yamaha Motor Road Assistance

If you ever need help in the event of a breakdown you can be sure that we're only a phone call away. Every Yamaha that's protected by a Factory Warranty is automatically covered by Yamaha Motor Road Assistance. And we'll be right there, whenever you need us. *



Yamaha Motor Finance

Yamaha offers a selection of financial services to make the ownership of a Yamaha even more accessible. Yamaha Motor Finance can be tailor-made to suit your circumstances and lifestyle, giving you total flexibility. *



Be Smart. Keep it Genuine.

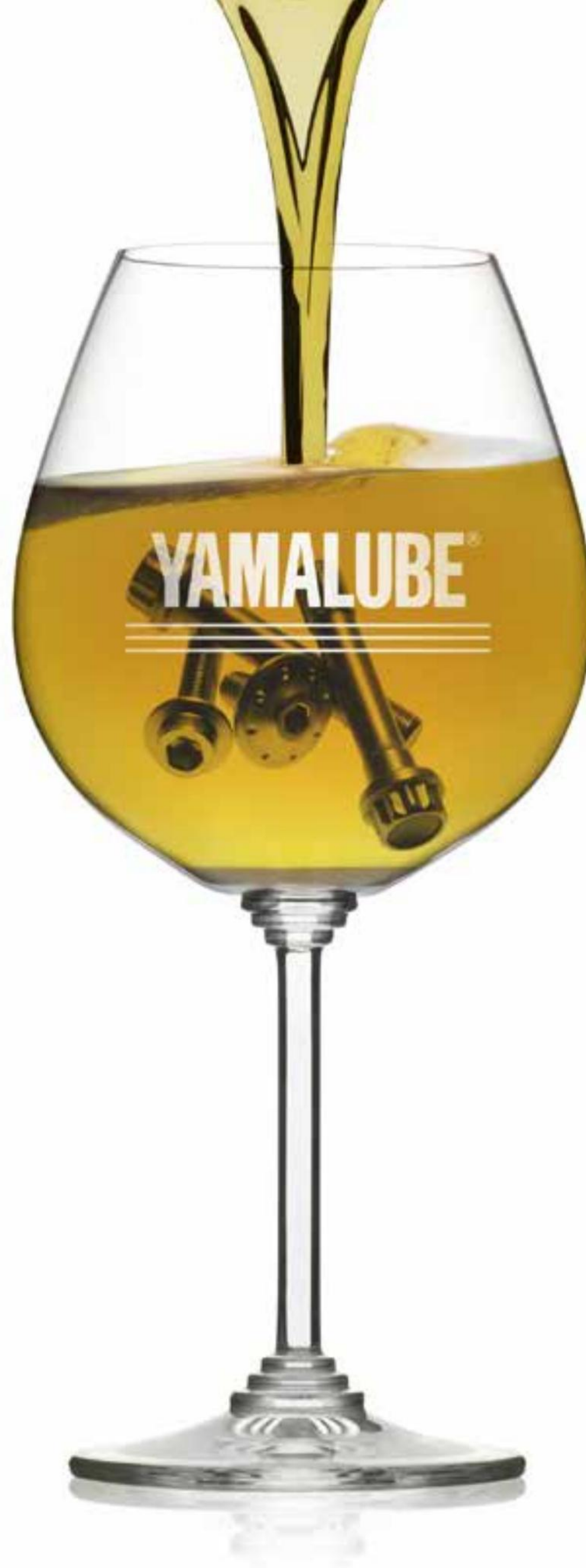
To ensure that your Yamaha delivers optimum performance with long-term reliability, we recommend that you always use Yamaha Genuine Parts. Our high-quality spare parts comply with proven safety standards, fit perfectly and have a high resistance to wear - giving you peace of mind.

By using an Official Yamaha Dealer for servicing, you can be sure that all maintenance is carried out by highly skilled Yamaha Technicians using Genuine Parts and Yamalube products.

Our technicians are regularly trained at the Yamaha Motor Academy, giving them the expert knowledge and in-depth experience needed to keep your Yamaha in factory-fresh condition. For more detailed information please consult your local Yamaha dealer or visit our website.

 **YAMAHA**
GENUINE
Parts & Accessories





A Liquid Engine Component

At Yamaha we appreciate that our products instill a unique pride of ownership amongst our customers, and in recognition of their loyalty to the brand we have developed the Yamalube range of lubrication and maintenance care products.

Our Yamaha engineers consider oil as a liquid engine component that is one of the most important parts of your Yamaha engine. Choosing Yamalube really does make a difference.

By always using Yamalube you can be sure that your engine has the potential to run at peak performance, and deliver the durability and reliability that you expect from every Yamaha. We also manufacture a range of care products that keep your pride and joy in tip-top conditions. Your local Yamaha dealer can advise you on the best Yamalube product for your Yamaha or visit our website.

YAMALUBE[®]



www.yamaha-motor.eu/uk



Follow us on:



Yamaha Motor Europe N.V., branch UK
Unit A2 & A3 Kingsway Business Park
Forsyth Road
Woking
Surrey
GU21 5SA
Tel: 0203 027 5116

Dealer

Always wear a helmet, eye protection and protective clothing. Yamaha encourages you to ride safely and respect fellow riders and the environment. Images displayed may depict a professional rider performing under controlled conditions or on closed circuit. All information is given for general guidance. Specifications and appearance of Yamaha products, Yamaha accessories and non-Yamaha-branded accessories are subject to change without prior notice. Non-Yamaha-branded accessories are fully developed and produced by respected third parties. Yamaha does not guarantee the availability of the displayed products and accessories in local markets. The product and accessories range may be limited in some countries. Yamaha has the right to discontinue products and accessories without prior notice. Where applicable, prices of Yamaha products and accessories may vary according to local requirements and conditions. No rights can be obtained from this information. For further details and availability, please contact your local Yamaha dealer

