



2022 Hyper Naked



THE
DARK
SIDE
OF
JAPAN



DARK

The Dark Side of Japan

With the launch of the iconic MT-09 in 2013, Yamaha initiated a brand new era in the motorcycle world. The Dark Side of Japan philosophy is now widely recognised. It's the core of a growing community of riders. Now the next evolution of the MT-10 is about to arrive. With more power, more control and more adrenaline, it's been built to take the Hyper Naked experience to the next level, and reinforce the MT-10's reputation as the definitive Master of Torque.

In 2022 Cyan Storm evolves the DSOJ story in an exciting new direction offering a fresh take on the trend focused colour way. Yamaha has taken the MT's aggressive and streetwise image to the next level with the all-new MT-10 and MT-10 SP. MT-10 is the latest masterpiece to emerge from the Darkness.

From the new MT-10 through to the MT-125, Yamaha's Hyper Naked range is designed to give every rider the opportunity to be a part of the most exciting and accessible movement in European motorcycling.

Speed of Darkness





MT-10 SP

The next evolution MT-10 SP is ready to introduce you to the ultimate riding experience. It's updated CP4 EU5 engine is the most powerful in the Hyper Naked line-up. And the radical new semi-active electronic suspension and high-tech rider aids represent the dawn of a thrilling new era in total ride-by-wire controllability.



This brutal and iconic naked sport bike is the first motorcycle in the world to be fitted with Öhlins' all-new 6-mode electronically controlled spool valve suspension. In semi-active mode the damping force is automatically adjusted to suit riding conditions, giving the highest degree of chassis precision when braking, accelerating and cornering.

To enable you to fully exploit the 998cc engine's increased power and torque there's a 6-axis Inertial Measurement Unit (IMU) that controls traction, slides, wheelies, engine braking and brake power. Exclusive MT-10 SP equipment includes a 3-piece lower cowl and braided brake hoses – and with its dynamic race-inspired Icon Performance colour and premium finish, the MT-10 SP has it all.



Gen-2 Öhlins Electronic Suspension

The next evolution MT-10 SP is the first motorcycle in the world to be equipped with the radical new Öhlins electronically controlled spool valve suspension. Offering a much wider range of more precisely controlled settings, this pioneering system gives a choice of three semi-active and three manual modes that provide a higher degree of controllability for the most thrilling high performance riding experience.



3-piece belly cowl

Another of the exclusive features on the new MT-10 SP is a lightweight 3-piece belly cowl that gives the bike a more refined and aggressive sports look and directs air at the oil cooler for consistent operating temperatures.



Braided brake hoses

High performance bikes need high performance brakes, and the radial mount front calipers and rear caliper are equipped with braided brake hoses that retain their feel and effectiveness under the most extreme pressures.



Dedicated Icon Performance colour

The MT-10 SP's unique and class-leading specification is highlighted by the exclusive Icon Performance colour that is inspired by the design seen on the race-bred R1M track bike.



Brembo radial master cylinder

With its R1 derived system featuring dual floating 320mm discs and 4-piston radial mounted calipers, the MT-10 SP is equipped with the most sophisticated braking package fitted to any production Yamaha. The new model benefits from a new Brembo radial front brake master cylinder for even more accurate feel and controllability, giving you the ultimate stopping performance.



998cc EU5 CP4 engine

Nothing can match the thrill of the MT-10 SP's more powerful 998cc EU5 CP4 engine. Its crossplane technology design gives an uneven firing sequence that delivers sensational torque for remarkable acceleration – and the latest bike features a tuned intake system with larger intake ducts and tank-mounted Acoustic Amplifier Grilles that emit a deep roar for a spine-tingling experience as you open the throttle.



APSG throttle with selectable PWR-modes

Yamaha's sophisticated Accelerator Position Sensor Grip (APSG) is the latest ride-by-wire system that gives you the most efficient and natural feeling throttle for the highest degree of control. Throttle response can be adjusted with the PWR system which gives you a selection of four power delivery modes, from a soft response for wet surfaces, through to aggressive track day riding.



Titanium exhaust system

As soon as you press the starter button you'll hear and feel the unique sound emitted by the specially tuned titanium midship muffler with symmetrical left/right tail pipes. Together with the tuned intake system, it uses the crossplane engine's uneven firing sequence to make the most unique and stirring exhaust note that sounds like no other bike!

MT-10 SP



Icon Performance



MT-10 SP





The Darkest Energy





MT-10

Tuned to produce an even more sensational feeling of torque for the most thrilling experience, the new MT-10 is the most advanced Hyper Naked ever built by Yamaha. Manufactured using cutting-edge engine and chassis technology from the R1, the latest MT-10 gives you more power, more agility and more feel.



The King of the MT lineup demands total respect, and the first thing that's going to grab your attention is the compact new headlight assembly and restyled tank that highlight the MT-10's outstanding mechanical beauty. And the moment you hear the 998cc CP4 engine's deep intake roar coming out of the air intakes, you'll know that this bike is the one for you.

Hidden deep in the lightweight Deltabox chassis is the most sophisticated package of electronic rider aids, designed to give you the highest degree of controllability. With adjustable high-tech systems that control traction, slides, wheelies, engine braking and braking, you can make your MT-10 behave exactly the way you desire.



4.2" TFT Meter with Ride Mode selection

The new 4.2-inch full-colour TFT display gives a clear overview of all the information you need for a ride. The Menu switch on the right handlebar enables you to move quickly between different screens – and the Mode/Select switch on the left handlebar changes the settings on the electronic rider aids individually – or you can switch all settings at once by using the 4-mode YRC.



Brembo radial master cylinder

With its R1 derived system featuring dual floating 320mm discs and 4-piston radial mounted calipers, the MT-10 is equipped with the most sophisticated braking package fitted to any production Yamaha. The new model benefits from a Brembo radial front brake master cylinder for even more accurate feel and controllability, giving you the ultimate stopping performance.



Cruise control

Despite the MT-10's staggering performance there will be times when you want to chill out and enjoy the scenery. Once you're travelling above 50 km/h it's easy to activate the Cruise Control and simply enjoy the ride. It's also a great way to make sure that you comply with speed limits.



Speed limiter

Whether you're riding in adverse weather conditions or on a challenging and twisty road, there are times when it's a good idea to set a top speed limit. The MT-10 has the technology to help you with its Yamaha Variable Speed Limiter (YVSL). Simply choose your preferred top speed, set it via the Mode/Select switch and relax.



998cc EU5 CP4 engine

Nothing can match the thrill of the MT-10's more powerful 998cc EU5 CP4 engine. Its crossplane technology design gives a unique uneven firing sequence that delivers sensational torque for remarkable acceleration – and the latest bike features a tuned intake system with larger intake ducts and tank-mounted Acoustic Amplifier Grilles that emit a deep roar for a spine-tingling experience as you open the throttle.



Latest MT evolution design

While retaining the raw and intimidating character of every Yamaha Hyper Naked, the latest MT-10 gets a completely new look that focuses on the bike's mechanical beauty by stripping away any unnecessary body elements. The compact new twin-eye LED headlight assembly and the large intake ducts project a powerful and dominant presence – and the minimal front overhang consolidates the bike's brutal good looks and mechanical appearance.



APSG Throttle with selectable PWR-modes

Yamaha's sophisticated Accelerator Position Sensor Grip (APSG) is the latest ride-by-wire system that gives you the most natural and efficient feeling throttle for the highest degree of control. Throttle response can be adjusted with the PWR system which gives you a selection of four power delivery modes, from a soft response for wet surfaces, through to aggressive track day riding.



Titanium exhaust system

As soon as you press the starter button you'll hear and feel the unique sound emitted by the specially tuned titanium muffler and downpipes. Together with the tuned intake system, it uses the crossplane engine's uneven firing sequence to make the most unique and stirring exhaust note that sounds like no other bike!

MT-10




Icon Blue



Tech Black



Cyan Storm



MT-10

MT-10 / MT-10 SP Accessories



MT-10 Sport Pack

Evoke the soul of the Dark Side of Japan with the new Sport Pack for the MT-10. Consisting of an Akrapovič slip-on exhaust, licence plate holder, side grip pads, engine protector kit and integrated indicator hand guards, the Sport Pack was created to give you a full on immersive experience with your MT-10 and take your ride to the next level.

Did we mention the looks? The carefully selected accessories give an even sportier and more aggressive look to your MT-10, worthy of the definitive Master of Torque.

MT-10 Weekend Pack

The powerful CP4 engine and lightweight R1 derived chassis deliver the ultimate balance between power, agility and stability, making the MT-10 the perfect bike for a weekend away filled with adrenaline and torque.

Including a medium height sport screen for protection against wind, expandable rear seat bag, USB outlet and an exclusively designed comfort seat, we have created the Weekend Pack to make sure you enjoy every moment whether you're on or off the bike.

Available now at your Yamaha dealer who will be happy to fit these high quality Genuine Accessories to your motorcycle.



MT-10 / MT-10 SP Accessories



Akrapovič Black Slip-On Exhaust
90798-34030-00



Akrapovič Titanium Slip-On Exhaust
90798-34020-00



Pre-Muffler Carbon Fibre Heat Shield
90798-34021-00



Integrated Indicator Handguards
B5Y-HGBLK-00-00



License Plate Holder
B5Y-FLPH0-00-00



Reflective Rim Stickers For 1 Wheel
YME-FBRE9-10-00



HDR Tank Pad
B5Y-FTPAD-00-00



Side Grip Pads
B5Y-FSTPD-00-00



MT-10 Rearsets
B5Y-FRSET-00-00



Colour Finishing Kit
B7N-FRSFN-00-02



Radiator Protector
B5Y-FRADC-00-00



Oil Cooler Protector
B67-FCPTE-00-00



Medium Height Sport Screen
B5Y-283J0-00-00



Comfort Seat
B5Y-247C0-00-00



Top Case 45L (Base)
BBW-F840E-10-00



Top Case Coloured Plate Set
BBW-F84W1-A0-10



Knuckle Guard Set
B5Y-285F1-00-00



Engine Protection Kit
B5Y-FGBRC-00-00



Front Axle Protector
B5Y-FFRAX-00-00



Rear Axle Protector
B5Y-FRRAX-00-00



Billet Front Brake Lever
BEB-RFFBL-00-00



Clutch Lever Black
B7N-RFFCL-00-00



Tank Bag Ring
B5Y-FTBRG-00-00



Tank Bag Sport
YME-FTBAG-SP-02

Above is a selection of bolt-on accessories available. Please contact your local Yamaha dealer for a full list of accessories and to advise you on the best accessories set-up for your Yamaha. Full list of accessories is also available on our website.





Challenge the Darkness





MT-09 SP

The Dark Side of Japan never sleeps. It's the inspiration behind every Yamaha MT. And the exclusive MT-09 SP is the latest masterpiece to emerge from the Darkness. Featuring exclusive R1M-inspired colours, as well as premium suspension and cruise control, the ultimate 3-cylinder Hyper Naked is ready to inspire and excite.

Its 890cc EU5 CP3 engine produces even more linear torque at lower rpm for awesome acceleration, while its R1-type 6-axis IMU and lean-sensitive electronic rider aids give you precision control in both wet and dry conditions. And with fully adjustable 41mm front forks and a high-specification Öhlins rear shock, the all-new chassis is sharper than ever.

In addition to exclusive Icon Performance colours, the MT-09 SP comes with a special double-stitched seat for ultimate fit. Moreover, the brushed anodised swingarm, anodised black handlebars and levers and clear-smoked brake reservoirs add to the model's premium looks and feel.





Dedicated SP colours

The SP's dedicated colours link it directly to the R1M's exclusive Icon Performance finish, while the levers, handlebars, drive sprocket, front fork and more have a black DLC coating. Moreover, the swingarm has an anodised brushed aluminium finish to elevate the premium, high-quality look and feel of the model.



Cruise control system

The SP's best-in-class electronic rider aids include cruise control, enabling you to relax when cruising along the motorway. It can be set when riding at least 50km/h and in 4th gear or higher. Cruise control settings are automatically removed upon applying the brakes or pulling the clutch or twisting the throttle. The 'resume' function reengages the system and returns the bike to its previous set speed.



Premium, fully adjustable suspension

The fully adjustable KYB front forks feature separate high and low speed compression damping that allows you to choose more detailed settings, and the 41mm tubes are given a DLC coating for excellent sliding characteristics and a high-quality appearance. The rear features an Öhlins shock absorber to give the MT-09 SP a class-leading suspension package.



Double-stitched seat

Stylish contrasting stitching enhances the bike's quality looks and feel, in addition to giving an instant feeling of fit once seated. The shapes of parts like the fuel tank and seat have been refined through repeated Kanno Hyoka – evaluating motorcycle performance based on test rider perceptions and feedback – to give you the feeling of being at one with the machine.



Swingarm with anodised brushed aluminium finish

The swingarm has an anodised brushed aluminium finish to elevate the quality look and feel. Alongside the crystal graphite finish on the frame, it brings out the pure mechanical beauty of the MT-09 SP's compact aluminium chassis, to create intense pride of ownership.



6-Axis IMU plus lean-sensitive rider aids

Developed from the R1, the compact new 6-axis IMU governs the MT-09's high-tech rider aids, including a lean-sensitive 3-mode Traction Control System (TCS), Slide Control System (SCS), front wheel LIFt Control System (LIF) and Brake Control system (BC). With this best-in-class electronic control technology, the all-new MT-09 SP gives you ultimate control in varying weather and surface conditions.



Full-colour 3.5-inch TFT display

The 3.5-inch full-colour TFT display features a bar-type tachometer that changes colour as rpm rises or falls, as well as a clock and displays for fuel, average mileage, water temperature, air temperature and a gearshift indicator. Handlebar switches enable you to easily change displays and information, as well as adjust the settings on the optional genuine Yamaha grip heaters.



Compact, bifunctional LED headlight

A compact and handsome bifunctional single LED headlight produces a powerful high and low beam, with an excellent beam spread that has soft, easy-on-the-eye edges. This single projector headlight gives the all-new MT-09 SP a truly distinctive next-generation face, while the lateral LED position lights project a signature Y-shaped face, matched by the LED taillight.

MT-09 SP



Icon Performance



MT-09 SP





Revolutionising an Icon



MT-09

The original MT-09 was a totally new kind of Japanese machine that brought real excitement and pure emotion back to the motorcycle world. It inspired over 50,000 European riders to be a part of the growing Hyper Naked movement. Now, the all-new MT-09 has arrived and it's built to join the Dark Side of the Japan!

Its large-capacity 890cc EU5-compliant CP3 engine pushes out higher levels of torque at lower rpm, giving you even more explosive acceleration and stronger road-focused performance. A high-tech 6-axis IMU governs the best-in-class electronic rider aids, to give you ultimate control. Moreover, the QSS enables you to change gear very quickly, while making downshifts more stable.

For razor sharp handling, the new model features a compact aluminium chassis, along with adjustable suspension and super-light wheels. Dual 298mm front brakes with a radial master cylinder ensure fingertip control. Plus, the radical next-generation styling and pure, coverless chassis design confirm the MT-09's status as the ultimate Hyper Naked.



Icon Blue



Tech Black



Cyan Storm



EU5 890cc CP3 engine

The newly developed 890cc liquid-cooled 3-cylinder engine is lighter, quicker and more powerful, with more torque at lower rpm. A new intake and exhaust produce a beautiful sound that enhances the feeling of acceleration. New fuel injectors increase efficiency, while optimised gear ratios and a refined A&S clutch match the higher output of the EU5-compliant engine.



All-new lightweight CF aluminium die-cast frame

Entirely new compact CF die-cast aluminium frame design – a modern take on the deltabox layout. Higher level of chassis stiffness for improved rider feedback, stability and increased dynamic riding window. The optimised swingarm pivot structure, light, slim chassis and more laidback feel make this bike your perfect, day-to-day partner.



Next-generation design and styling

Pure, bare and beautiful – the new-generation MT design leads the Hyper Naked line into the new decade. Minimalist 'coverless' styling gets rid of any unnecessary bodywork and uses only the frame and structural components to express lightness and agility. Meanwhile, the new crystal graphite frame finish accentuates the functional beauty of the mechanical parts.



6-Axis IMU plus lean-sensitive rider aids

Developed from the YZF-R1, the compact new 6-axis IMU governs the MT-09's high-tech rider aids, including a lean-sensitive 3-mode Traction Control System (TCS), Slide Control System (SCS), front wheel LIFt Control System (LIF) and Brake Control system (BC). With this best-in-class electronic control technology, the MT-09 gives you ultimate control in varying weather and surface conditions.

MT-09 / MT-09 SP Accessories



MT-09 Sport Pack

The MT-09 invented the Hyper Naked category. The breath-taking combination of its high torque CP3 engine and a dynamic sports chassis is designed to get your adrenaline pumping. And since day one it's been the bike of choice for every rider who appreciates what real motorcycling is all about. In standard trim it's the most impressive bike in the class – but when you want to take the aggressive looks to the next level the Sport Pack is surely the way to go. The black tinted visor kit complements the MT-09's futuristic face to give an even more intimidating look – while the ultra-light license plate holder creates a sharp and neat looking tail. Side tank pads allow you to grip the tank effectively when you're cornering hard – and the Sport Pack's beautifully crafted aluminium lever guards add the finishing touch to this most desirable Hyper Naked!

MT-09 Urban Pack

Whether its carving corners, powering along the highway or slicing through city traffic, the MT-09 can handle it. It's the kind of bike that adapts itself to virtually every situation – and the Urban Pack is designed to give added day-to-day practicality without compromising its legendary Hyper Naked aggression. When you're riding all year round you'll appreciate the extra wind and weather protection provided by the sports screen – and the beautifully crafted alloy rear carrier and 39L top case give plenty of carrying capacity for work or play. The tank pad protects your paintwork from daily wear and tear – and the USB outlet enables you to run and charge navigation devices and mobile phones, so you're always connected and in control!



MT-09 / MT-09 SP Accessories



Full Exhaust System
90798-32407-00



Radiator Cover
B7N-FRADC-00-01



Rearset
B7N-FRSET-00-00



Colour Finishing Kit
B7N-FRSFN-00-00



Billet Footpegs Passenger
B7N-FPPEG-00-00



Clutch Lever Black
B7N-RFFCL-00-00



Brake Lever Black
B7N-RFFBL-00-00



Leverguard Set
B7N-HGBLK-00-00



Grip Heater
B7N-829A0-00-00



Fly Screen
B7N-F61C0-00-00



License Plate Holder
B7N-F16E0-00-00



Side Sliders
B7N-211D0-00-00



Tank Pad
B7N-FTPAD-10-00



Side Grip Pads
B7N-FSTPD-00-00



Rear Axle Protector
B7N-FRAXP-00-00



Front Axle Protector
B7N-FFAXP-00-00



Rear Carrier
B7N-248D0-00-00



Sport Screen
B7N-F83J0-00-00



Comfort Design Seat
B7N-247C0-00-00



Soft Side Bags
YME-SSBAG-00-10



Rear-Seat Bag
YME-REARB-AG-01



USB DC Outlet
YME-FUSBU-00-00



Bar Mount
YME-FMKIT-00-00



Tank Bag Urban
YME-FTBAG-CT-02

Above is a selection of bolt-on accessories available. Please contact your local Yamaha dealer for a full list of accessories and to advise you on the best accessories set-up for your Yamaha. Full list of accessories is also available on our website.

Dark Attraction



MT-07

With over 125,000 units sold, the MT-07 has been the number one bike in the Hyper Naked class since it was launched. With its torque-rich 690cc CP2 engine, compact and agile chassis and outstanding all-round versatility, it's impossible not to love one of Yamaha's top-selling models.

For 2022, the next-generation MT-07 gets distinctive new bodywork with twin winglet-type air intakes and a compact new LED headlight, which projects a futuristic Y-shaped face – the signature style for the latest Hyper Naked models. Plus the refined EU5-compliant engine gives you even more linear response with a gutsier exhaust note.

New wider aluminium taper handlebars make turning easier and create a more assertive riding position, while larger 298mm dual front discs deliver stronger braking. Moreover, the inverted LCD instruments, as well as black control levers and compact LED flashers, emphasise the bike's top specifications and best-in-class value.



Icon Blue



Tech Black



Cyan Storm



Next-generation design

In order to express the torque and power of the MT series visually, the theme of airflow has been incorporated into the side design of the MT-07. This more organic and mature MT design emphasises the pure Hyper Naked character of the bike, with its compact body design, integrated lighting and pure body surface design. The bike's components and structure have also been updated to further enhance the MT-07's distinctive style and appeal.



LED projector lighting

Compact LED lighting gives clear, powerful illumination at night. The high-low LED projector headlight not only improves visibility but also forms part of the signature MT design.



690cc 2-cylinder EU5 CP2 engine

Fully EU5 compliant, with the same engaging engine response and character, easy-to-use performance and improved engine sound.



Bigger front disc brakes for stronger stopping power

New, larger-diameter 298mm dual front brake discs, actuated by twin 4-pot calipers, to deliver more progressive braking characteristics. No additional unsprung weight.

MT-07 Accessories



MT-07 Sports Pack Pro

For the most discerning of our riders, riders who want the maximum out of their MT-07s, we put together the Sports Pack Pro. Along with all the goodies that the Sports pack has to offer, the Sports Pack Pro adds in a few more choice of accessories from our range. The full system Akrapovič exhaust, while providing increased performance and a visceral sound experience, is also completely street legal.

To complete the performance game, we added the Öhlins suspension, which improves already sharp handling.

The Knuckle Guards complete the package, adding protection and creating a distinct silhouette.

MT-07 Urban Pack

Yamaha motorcycles are meant to be used all year long and that is why it is important to have accessories that make every day usage a breeze.

The Urban Pack contains a rear carrier along with a 39L top case, to keep your valuables securely and conveniently. While the motorcycle charges you up with energy, the USB outlet is there to charge your electronic devices.

And finally, there is a higher sport screen to protect you from the urban elements the city throws at you!



MT-07 Accessories



Akrapovič Full System
90798-33490-00



Öhlins Rear Shock STX 46
YA4-19000-00-00



Billet Brake Lever
1RC-F3922-10-00



Billet Clutch Lever
1RC-F3912-00-00



Fly Screen
BAT-F83M0-10-00



Licence Plate Holder
BAT-FLPH0-00-00



Tank Pad
BAT-FTPAD-00-00



Side Grip Pads
BAT-FSPRT-00-00



Knuckle Guard Kit
BAT-FKNUK-00-00



Moto-GP Style Exhaust Cover
B4C-FMGPE-XC-VR



Radiator Cover
B4C-FFRAD-00-00



Radiator Side Covers
B4C-FRSCV-00-00



Rear Carrier
B4C-F48D0-00-00



USB DC Outlet
YME-FUSBU-00-00



Low Seat
BAT-247C0-00-00



Comfort Seat
B4C-247C0-10-00



High Seat
B4C-247C0-00-00



Short Screen
BAT-F83J0-00-00



Rear Axle Protector/Stand Bobbins
BAT-FRAXP-00-00



Front Axle Protector
BAT-FFAXP-00-00



Reflective Rim Sticker 1 Wheel
YME-FSGEN-00-00



Tank Bag Urban
YME-FTBAG-CT-02



Mirror Mount
YME-FMIRR-00-00



Billet Rider Footpegs
BK6-FRPEG-00-00

Above is a selection of bolt-on accessories available. Please contact your local Yamaha dealer for a full list of accessories and to advise you on the best accessories set-up for your Yamaha. Full list of accessories is also available on our website.

Dark Blast



MT-03

Yamaha's Hyper Naked bikes are built to thrill. With their muscular styling and adrenaline charged performance, the top-selling MT models have stolen the hearts and minds of riders all over Europe. And there's the MT-03 that comes with a high specification and serious street presence for A2 riders.

Inspired by Yamaha's larger Hyper Nakeds, the aggressive look is more MT than ever. Its predatory twin-eye face projects the moodiest stare, and upside-down forks and a wide-shouldered fuel tank underline the dynamic MT family look to make this the ultimate 300!

But what really makes this lightweight Hyper Naked so attractive and desirable is the fact that it's built with pure MT DNA which means that every ride is a thrilling and addictive experience. You'll want to get out and ride whenever you can. Because this bike just loves to be ridden.



Icon Blue



Tech Black



Cyan Storm



Sophisticated 321cc 2-cylinder engine

This sophisticated 321cc liquid-cooled 2-cylinder engine features lightweight forged pistons with carburised con rods that deliver thrilling torque-rich performance. The extremely light clutch feeling makes the MT-03 even more fun in the city, and an advanced fuel injection system ensures instant throttle response with eco-friendly performance.



Dual eye position lights; LED headlight

This dynamic MT-03 looks cooler than ever with its dual slant-eye position lights that emphasise its moody and aggressive big-bike looks. And for excellent night-time visibility there's a powerful centrally mounted LED headlight that burns a hole through the darkness to light up the road ahead.



Aggressive MT design

There's absolutely no mistaking that this MT-03 is a full member of Yamaha's legendary Hyper Naked family. With its aggressive front light assembly as well as bold air scoops and a sculpted fuel tank, the MT-03 gives you the chance to become a true Master of Torque and experience the most dynamic ride in the A2 class.



37mm upside-down front forks

The MT-03's serious big-bike specification is underlined with the addition of upside-down front forks. Equipped with flex-resistant 37mm tubes and a cast aluminium upper triple clamp, the front end reinforces the bike's high-specification and delivers a confident and smooth ride during braking, acceleration and cornering.

MT-125

With their dynamic style, naked bodywork and thrilling performance, it's no surprise that Yamaha's MT models have lured so many riders into the Dark Side of Japan. The breed is constantly evolving. The radical MT-125 is ready to bring even more performance, attitude and adrenaline to the 125 class.

Featuring a high-tech EU5 compliant engine as well as compact mass-forward bodywork and aggressive next-generation MT design, this exciting 125 is like no other. So get ready to discover the Dark rider inside of you. Because this lightweight Hyper Naked is going to transform your world.

Built with pure MT DNA, this sporty lightweight is the ultimate introduction to the Hyper Naked motorcycling experience. So find out what it's like to ride a true Master of Torque. And discover your Dark Side.



Icon Blue



Tech Black



Cyan Storm



Powerful 125cc EU5-compliant engine with VVA

The MT-125's sophisticated 125cc 4-valve liquid-cooled EU5 engine is equipped with Yamaha's exclusive Variable Valve Actuation (VVA) system that features two intake cam lobes. This exclusive R125-derived technology enables the high-tech engine to deliver outstanding top-end performance together with plenty of torque at lower engine speeds, making the MT-125 one of the strongest performers in the category.



Modern and aggressive body design

Athletic bodywork gives a dynamic look that's been strongly influenced by the larger capacity MT models. The signature mass-forward styling, compact fuel tank and short tail accentuate the bike's aggressive stance – and with its dynamic riding position you'd better prepare yourself for the most thrilling ride in the class!



Bold twin-eye face

No other lightweight comes with the street presence and intimidating attitude of the MT-125. Its aggressive face features menacing twin-eye position lights that project a predatory stare. The ultra-compact single LED headlight projects a brilliant beam that enables you to see and be seen.



Assist and slipper clutch

The MT-125's engine is equipped with an assist and slipper (A&S) clutch with a super-light feeling at the lever that gives easy gear changing. As well as requiring less physical input from the rider, the A&S clutch makes downshifts even smoother and helps to prevent rear wheel lock ups – giving you greater control of your MT.

**Darkness is the
Next Level.**



MT-125



MT-03 Accessories



Öhlins Rear Shock STX 46
YA4-67000-00-00



Sport Screen
B9T-FSPSC-RK-T1



Radiator Protector
B9T-FFLRC-00-00




Full Exhaust System Black
90798-32705-00



Full Exhaust System Titanium
90798-32704-00



Fly Screen
B7D-F61AA-M2-SM



Rim Stickers 17" Wheels
YME-W0790-RS-IW



Rear Carrier
B04-F48D0-00-00



Aluminium Valve Cap Knurled
Pattern
90338-W1016-RE



Left Engine Protector
B7D-E5421-M3-SB



Right Engine Protector
B7D-E5411-M3-SB



Tank Pad
B6G-FTPAD-00-00



License Plate Holder
B9T-F16E0-00-00



Tank Pad
B6G-FTPAD-00-00



Mirror Mount
YME-FMIRR-00-00



License Plate Holder
B6G-F16E0-00-00



Radiator Protector
B7D-F1557-MA-ST



Bar Mount
YME-FMKIT-00-00



Billet Rider Footpegs
BK6-FRPEG-00-00



Billet Passenger Footpegs
BK6-FPPEG-00-00



Soft Side Bags
YME-SSBAG-00-10



Wireless Charging Module
YME-FWIRE-00-00




Rear-Seat Bag
YME-REARB-AG-01



Aluminium Valve Cap Helical
Pattern
90338-W1018-BU

MT-125 Accessories





Specifications

	MT-10 SP	MT-10	MT-09 SP
Engine			
Engine type	EURO5, 4-stroke, Liquid-cooled, 4-cylinder, DOHC	EURO5, 4-stroke, Liquid-cooled, 4-cylinder, DOHC	EURO 5, 4-valves, 4-stroke, Liquid-cooled, 3-cylinder, DOHC
Displacement	998 cc	998 cc	890 cc
Bore x stroke	79.0 x 50.9 mm	79.0 x 50.9 mm	78.0 x 62.1 mm
Compression ratio	12.0 : 1	12.0:1	11.5 : 1
Maximum power	122.0kW (165.9 PS) @ 11,500 rpm	122.0kW (165.9 PS) @ 11,500 rpm	87.5kW (119.0 PS) @ 10,000 rpm
Limited power version	n/a	n/a	n/a
Maximum torque	112.0 Nm (11.4 kg-m) @ 9,000 rpm	112.0Nm (11.4kg-m) @ 9,000 rpm	93.0Nm (9.5 kg-m) @ 7,000 rpm
Lubrication system	Wet sump	Wet sump	Wet sump
Clutch type	Wet, Multiple Disc	Wet, Multiple Disc	Wet, Multiple Disc
Ignition system	TCI	TCI	TCI
Starter system	Electric	Electric	Electric
Transmission system	Constant Mesh, 6-speed	Constant Mesh, 6-speed	Constant Mesh, 6-speed
Final transmission	Chain	Chain	Chain
Fuel consumption	6.83 l / 100 km	6.83 l / 100 km	5.0 l / 100 km
CO ₂ emission	159 g / km	159 g / km	116 g / km
Fuel system	Fuel Injection	Fuel Injection	Fuel Injection
Chassis			
Frame	Diamond	Diamond	Diamond
Caster angle	24°	24°	25°
Trail	102 mm	102 mm	108 mm
Front suspension system	Telescopic fork	Telescopic fork	Telescopic fork
Rear suspension system	(link suspension), Swingarm	(link suspension), Swingarm	(link suspension), Swingarm
Front travel	120 mm	120 mm	130 mm
Rear travel	120 mm	120 mm	122 mm
Front brake	Hydraulic dual disc brake, Ø320 mm	Hydraulic dual disc brake Ø320 mm	Hydraulic dual disc, Ø298 mm
Rear brake	Hydraulic single disc brake, Ø220 mm	Hydraulic single disc brake Ø220 mm	Hydraulic single disc, Ø245 mm
Front tyre	120/70 ZR17M/C (58W) Tubeless	120/70ZR17M/C (58W) Tubeless	120/70 ZR17M/C (58W) Tubeless
Rear tyre	190/55 ZR17M/C (75W) Tubeless	190/55ZR17M/C (75W) Tubeless	180/55 ZR17M/C (73W) Tubeless
Dimensions			
Overall length	2,100 mm	2,100 mm	2,090 mm
Overall width	800 mm	800 mm	795 mm
Overall height	1,165 mm	1,165 mm	1,190 mm
Seat height	835 mm	835 mm	825 mm
Wheel base	1,405 mm	1,405 mm	1,430 mm
Minimum ground clearance	135 mm	135 mm	140 mm
Wet weight (including full oil and fuel tank)	214 kg	212 kg	190 kg
Fuel tank capacity	17.0 l	17.0 l	14.0 l
Oil tank capacity	4.9 l	4.9 l	3.5 l

	MT-09	MT-07	MT-03
Engine			
Engine type	EURO 5, 4-valves, 4-stroke, Liquid-cooled, 3-cylinder, DOHC	EURO 5, 4-valves, 4-stroke, Liquid-cooled, 2-cylinder, DOHC	EURO5, 4-valves, 4-stroke, Liquid-cooled, DOHC
Displacement	890 cc	689 cc	321 cc
Bore x stroke	78.0 x 62.1 mm	80.0 x 68.6 mm	68.0 x 44.1 mm
Compression ratio	11.5 : 1	11.5 : 1	11.2 : 1
Maximum power	87.5kW (119.0 PS) @ 10,000 rpm	54.0 kW (73.4 PS) @ 8,750 rpm	30.9kW (42.0 PS) @ 10,750 rpm
Limited power version	n/a	n/a	n/a
Maximum torque	93.0Nm (9.5 kg-m) @ 7,000 rpm	67.0Nm (6.8 kg-m) at 6,500 rpm	29.6Nm (3.0 kg-m) @ 9,000 rpm
Lubrication system	Wet sump	Wet sump	Wet sump
Clutch type	Wet, Multiple Disc	Wet, Multiple Disc	Wet, Multiple Disc
Ignition system	TCI	TCI	TCI
Starter system	Electric	Electric	Electric
Transmission system	Constant Mesh, 6-speed	Constant Mesh, 6-speed	Constant Mesh, 6-speed
Final transmission	Chain	Chain	Chain
Fuel consumption	5.0 l / 100 km	4.2 l / 100 km	3.81 l / 100 km
CO ₂ emission	116 g / km	98 g / km	89 g / km
Fuel system	Fuel Injection	Fuel Injection	Fuel Injection
Chassis			
Frame	Diamond	Diamond	Diamond
Caster angle	25°	24°50	25°
Trail	108 mm	90 mm	95 mm
Front suspension system	Telescopic fork	Telescopic forks	Telescopic forks, Ø37 mm inner tube
Rear suspension system	(link suspension), Swingarm	(Link type suspension), Swingarm	Swingarm
Front travel	130 mm	130 mm	130 mm
Rear travel	122 mm	130 mm	125 mm
Front brake	Hydraulic dual disc, Ø298 mm	Hydraulic dual disc, Ø298 mm	Hydraulic single disc, Ø298 mm
Rear brake	Hydraulic single disc, Ø245 mm	Hydraulic single disc, Ø245 mm	Hydraulic single disc, Ø220 mm
Front tyre	120/70 ZR17M/C (58W) Tubeless	120/70 ZR 17M/C (58W) (Tubeless)	110/70-17M/C (54H) Tubeless
Rear tyre	180/55 ZR17M/C (73W) Tubeless	180/55 ZR 17M/C (73W) (Tubeless)	140/70-17M/C (66H) Tubeless
Dimensions			
Overall length	2,090 mm	2,085 mm	2,090 mm
Overall width	795 mm	780 mm	745 mm
Overall height	1,190 mm	1,105 mm	1,035 mm
Seat height	825 mm	805 mm	780 mm
Wheel base	1,430 mm	1,400 mm	1,380 mm
Minimum ground clearance	140 mm	140 mm	160 mm
Wet weight (including full oil and fuel tank)	189 kg	184 kg	168 kg
Fuel tank capacity	14.0 l	14.0 l	14.0 l
Oil tank capacity	3.5 l	3.0 l	2.4 l

Specifications

MT-125

Engine	
Engine type	EURO5, 4-stroke, Liquid-cooled, Single cylinder, SOHC
Displacement	124 cc
Bore x stroke	52.0 x 58.6 mm
Compression ratio	11.2 : 1
Maximum power	11.0 kW @ 10,000 rpm
Limited power version	n/a
Maximum torque	11.5 Nm @ 8,000 rpm
Lubrication system	Wet sump
Clutch type	Wet, Multiple Disc
Ignition system	TCI
Starter system	Electric
Transmission system	Constant Mesh, 6-speed
Final transmission	Chain
Fuel consumption	2.1 l / 100 km
CO ₂ emission	47 g / km
Fuel system	Fuel Injection
Chassis	
Frame	Diamond
Caster angle	26°
Trail	95 mm
Front suspension system	Telescopic fork, Ø41 mm
Rear suspension system	(Link type suspension), Swingarm
Front travel	130 mm
Rear travel	110 mm
Front brake	Hydraulic single disc, Ø292 mm
Rear brake	Hydraulic single disc, Ø220 mm
Front tyre	100/80-17M/C 52S
Rear tyre	140/70-17M/C 66S
Dimensions	
Overall length	1,960 mm
Overall width	800 mm
Overall height	1,065 mm
Seat height	810 mm
Wheel base	1,325 mm
Minimum ground clearance	160 mm
Wet weight (including full oil and fuel tank)	142 kg
Fuel tank capacity	11.0 l
Oil tank capacity	1.05 l





MT Collection


Every Hyper Naked bike comes with instant torque, dark attitude and lightweight agility as standard.

The MT collection shares the same DNA as the Hyper Naked bikes: Japanese mastery and urban infused trends meet performance.

Explore the Dark side of Japan.



MT T-Shirt
B21-MT101-B0



MT Sweater
B22-MT204-F0



MT Riding Jacket
A22-MT101-B0



MT Sweater
B22-MT103-F0

MT T-Shirt
B22-MT113-F0



Build your dream collection with the free MyGarage app

The MyGarage app is the best way to build your dream collection of Yamaha motorcycles – and it's totally free and available for both iOS and Android! Download the app and you're ready to start creating your very own personalised Yamaha.

With MyGarage you can add or remove a wide range of Genuine Option accessories and view the bike from any angle.

Once you've created your dream bikes you can save them and share with friends – and when you've made the final decision on which version is right for you, simply send it to your Yamaha dealer who will turn it into reality.



MY GARAGE

BUILDING BIKES TO BELIEVE IN





MyRide: Take your ride to the next level!

Developed exclusively by Yamaha and available free of charge for both iOS and Android, MyRide App allows all riders to enrich their riding experience, no matter what brand of motorcycle or scooter they own.

With the Yamaha MyRide app, riders can track and analyse in real time their riding performance like lean angle, acceleration and speed through to elevation and braking force making every journey even more rewarding.

Furthermore every ride can be shared with other MyRide users or on social media and, the route can also be exported in to GPX format file. In this way motorcyclists can find new routes and adventures to explore as well as connect with a worldwide community of passionate riders.



**YOU GOT THE BIKE
NOW GO GET THE APP**

NOW AVAILABLE



YOU

Yamaha Offers You

YOU YAMAHA MOTOR SERVICES

Yamaha Offers You

YOU is a full range of premium services that makes every aspect of buying and owning a Yamaha even easier. We want to ensure that you always have an enjoyable experience whenever you come across a Yamaha product.

YOU services make the purchase of every Yamaha more accessible – and Yamaha owners can benefit from the peace of mind that comes with every YOU product.

Take a closer look at the range of YOU services, and you'll see that it is more than buying a Yamaha, but the beginning of a long and lasting relationship.

For more detailed information please consult your local Yamaha dealer or visit our website: www.yamaha-motor.eu/gb/en/services/yamaha-offers-you/





Yamaha Motor Factory Warranty

When you buy any new Yamaha you can be sure that premium quality and class leading reliability come as standard. And you will also benefit from the added reassurance of a full Yamaha Motor Factory Warranty that covers all parts and labour costs in the unlikely event that your Yamaha requires any unforeseen repairs. *



Yamaha Motor Extended Warranty

We want to make sure that you get maximum enjoyment from your new Yamaha, so upon your purchase Yamaha offers a Yamaha Motor Extended Warranty, to experience carefree riding and the added peace of mind that comes with up to 36 months extra warranty cover! *



Yamaha Motor Road Assistance

If you ever need help in the event of a breakdown you can be sure that we're only a phone call away. Every Yamaha that's protected by a Factory Warranty is automatically covered by Yamaha Motor Road Assistance. And we'll be right there, whenever you need us. *



Yamaha Motor Finance

Yamaha offers a selection of financial services to make the ownership of a Yamaha even more accessible. Yamaha Motor Finance can be tailor-made to suit your circumstances and lifestyle, giving you total flexibility. *



Be Smart. Keep it Genuine.

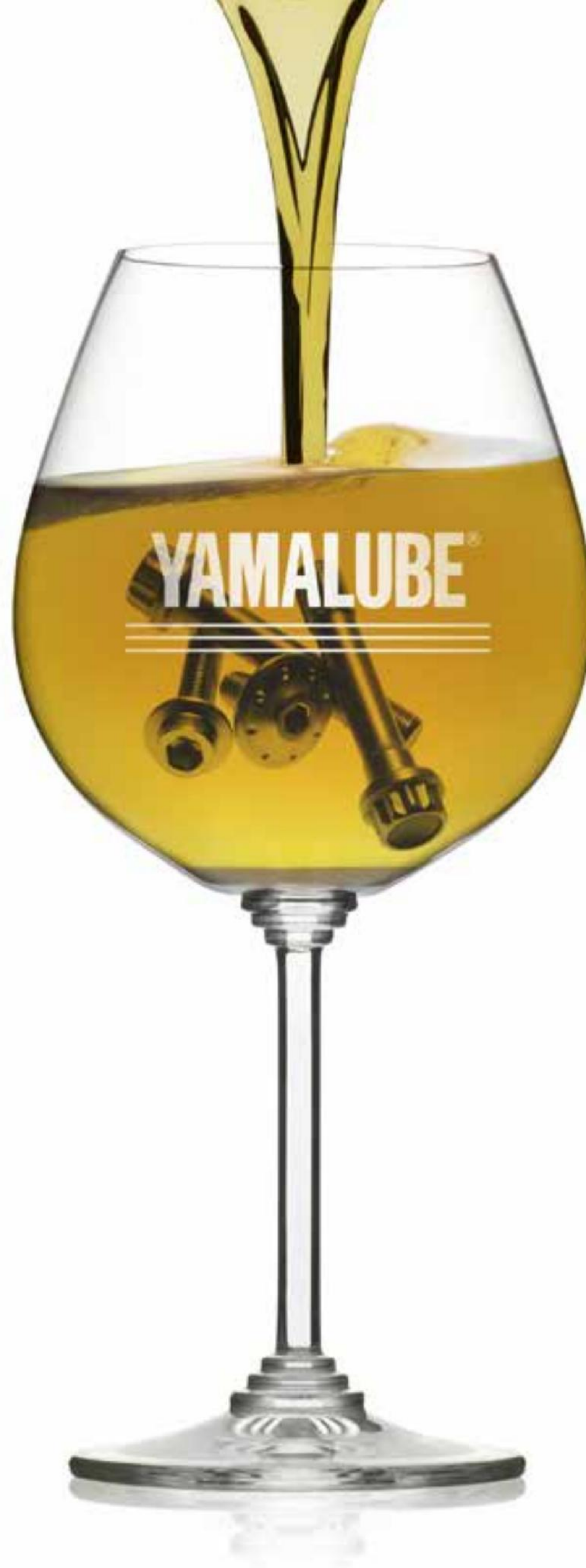
To ensure that your Yamaha delivers optimum performance with long-term reliability, we recommend that you always use Yamaha Genuine Parts. Our high-quality spare parts comply with proven safety standards, fit perfectly and have a high resistance to wear - giving you peace of mind.

By using an Official Yamaha Dealer for servicing, you can be sure that all maintenance is carried out by highly skilled Yamaha Technicians using Genuine Parts and Yamalube products.

Our technicians are regularly trained at the Yamaha Motor Academy, giving them the expert knowledge and in-depth experience needed to keep your Yamaha in factory-fresh condition. For more detailed information please consult your local Yamaha dealer or visit our website.

 **YAMAHA**
GENUINE
Parts & Accessories





A Liquid Engine Component

At Yamaha we appreciate that our products instill a unique pride of ownership amongst our customers, and in recognition of their loyalty to the brand we have developed the Yamalube range of lubrication and maintenance care products.

Our Yamaha engineers consider oil as a liquid engine component that is one of the most important parts of your Yamaha engine. Choosing Yamalube really does make a difference.

By always using Yamalube you can be sure that your engine has the potential to run at peak performance, and deliver the durability and reliability that you expect from every Yamaha. We also manufacture a range of care products that keep your pride and joy in tip-top conditions. Your local Yamaha dealer can advise you on the best Yamalube product for your Yamaha or visit our website.

YAMALUBE[®]



www.yamaha-motor.eu/uk



Follow us on:



Yamaha Motor Europe N.V., branch UK
Unit A2 & A3 Kingsway Business Park
Forsyth Road
Woking
Surrey
GU21 5SA
Tel: 0203 027 5116

Dealer

Empty box for dealer information

Always wear a helmet, eye protection and protective clothing. Yamaha encourages you to ride safely and respect fellow riders and the environment. Images displayed may depict a professional rider performing under controlled conditions or on closed circuit. All information is given for general guidance. Specifications and appearance of Yamaha products, Yamaha accessories and non-Yamaha-branded accessories are subject to change without prior notice. Non-Yamaha-branded accessories are fully developed and produced by respected third parties. Yamaha does not guarantee the availability of the displayed products and accessories in local markets. The product and accessories range may be limited in some countries. Yamaha has the right to discontinue products and accessories without prior notice. Where applicable, prices of Yamaha products and accessories may vary according to local requirements and conditions. No rights can be obtained from this information. For further details and availability, please contact your local Yamaha dealer

